

GLOBAL CONTAINER SERVICES PORT OF SAVANNAH

August 01, 2015



WE DO MORE

| Garden City Terminal Services | |
|--|---|
| AWE1(H) | All Water North Loop (Hanjin Lane Service) |
| AWE3(Y) | All Water Yang Ming Lane Service |
| NUE3/AWES | North Asia-USEC Service 3/All Water EC Express |
| NCE | North & Central China East Coast Express |
| SCE | South China East Coast Express |
| NYE | Savannah New York Express |
| PA2 | Pacific Atlantic Service 2 |
| TP10/Everglades | Transpacific 10 Service/Everglades Service |
| ZCP | ZIM Container Service Pacific |
| AAE3/Manhattan Bridge/AUC2/ASUS | Asia America East Loop 3/Manhattan Bridge/Asia USEC Container 2/Asia USEC Service |
| Vespucci/AAE5/NEU1/APNE | Vespucci/Asia America East Loop 5/North Europe USEC 1/ Asia Panama North Europe Service |
| PA1 | Pacific Atlantic Service 1 |
| Columbus/AAE1/AUC1 | Columbus/Asia America E Loop 1/Asia USEC Container 1 |
| MINA/AMEREX | Middle East India N America/ Amerigo Express Service |
| TP11/America | Transpacific Service 11/ America Service |
| MECL1 | Middle East Colombo 1 Service |
| INDUS | India US Express |

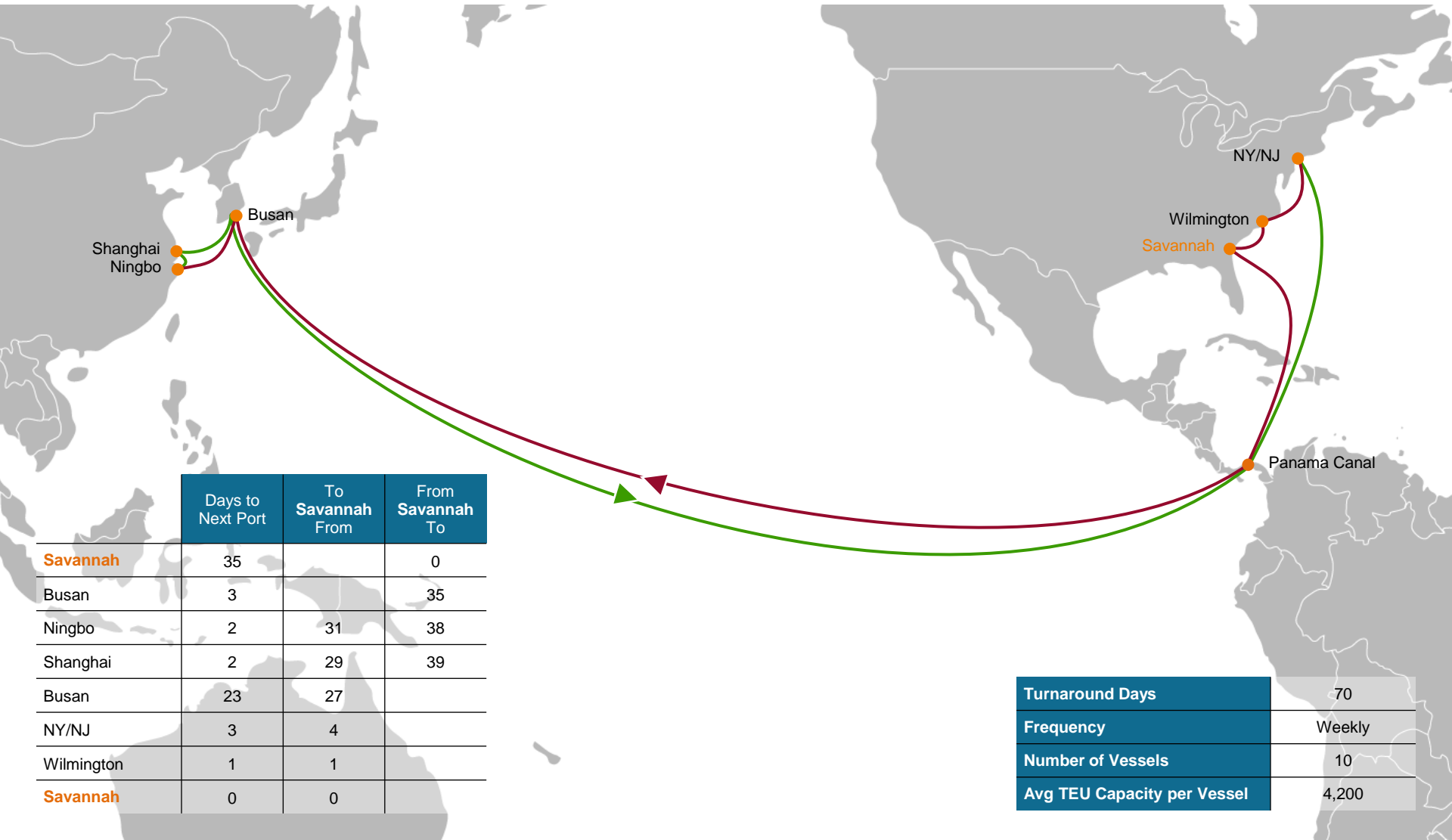
| Garden City Terminal Services | |
|-------------------------------|--|
| INDAMEX | India America Express |
| AZX | Asia Suez Express |
| CEC | China East Coast Express |
| SVS/AUE3 | S China-Vietnam-US South E Coast/Asia-USEC Service 3 |
| AWE4 (K) | All Water K Line Lane |
| AWE8/AUE | All Water Loop 8/Asia US East Coast Service |
| Z7S | Seven Star Express |
| TA5/MEDUSEC | Transatlantic Service 5/West Med N Atlantic Service |
| TURKON | Turkon US Line |
| ZCA | ZIM Container Service Atlantic |
| AX3 | Atlantic Express 3 Service |
| AX4 | Atlantic Express 4 Service |
| TA4/NEUATL4 | Transatlantic Service 4/N Europe Atlantic Service 4 |
| RTW PAN | Round the World Panama Direct |
| MSC ECSA | East Coast South America String 1 |
| SAE | South Atlantic Express |
| CAGEMA ML | Cagema Mainliner Service |
| NAE/ACX | North Atlantic Express/Atlantic Caribbean Express |

AWE1 (H) - All Water North Loop (Hanjin Lane Service)

HANJIN, COSCO, K LINE, YANG MING



WE DO MORE

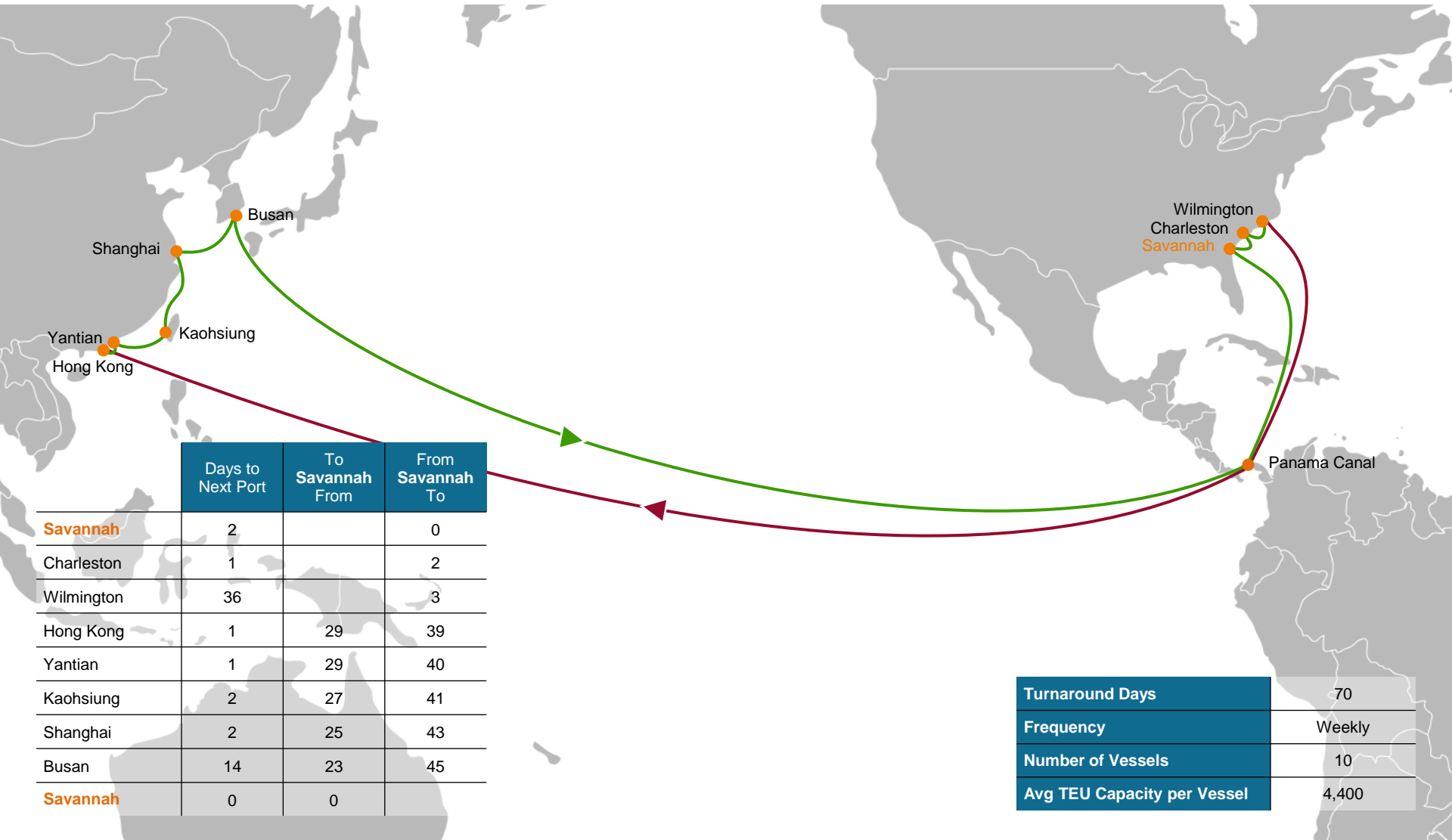


| | Days to Next Port | To Savannah From | From Savannah To |
|-----------------|-------------------|------------------|------------------|
| Savannah | 35 | | 0 |
| Busan | 3 | | 35 |
| Ningbo | 2 | 31 | 38 |
| Shanghai | 2 | 29 | 39 |
| Busan | 23 | 27 | |
| NY/NJ | 3 | 4 | |
| Wilmington | 1 | 1 | |
| Savannah | 0 | 0 | |

| | |
|-----------------------------|--------|
| Turnaround Days | 70 |
| Frequency | Weekly |
| Number of Vessels | 10 |
| Avg TEU Capacity per Vessel | 4,200 |

AWE3 (Y) - All Water Yang Ming Lane Service

YANG MING, COSCO, HANJIN, K LINE



| | Days to Next Port | To Savannah From | From Savannah To |
|-----------------|-------------------|------------------|------------------|
| Savannah | 2 | | 0 |
| Charleston | 1 | | 2 |
| Wilmington | 36 | | 3 |
| Hong Kong | 1 | 29 | 39 |
| Yantian | 1 | 29 | 40 |
| Kaohsiung | 2 | 27 | 41 |
| Shanghai | 2 | 25 | 43 |
| Busan | 14 | 23 | 45 |
| Savannah | 0 | 0 | |

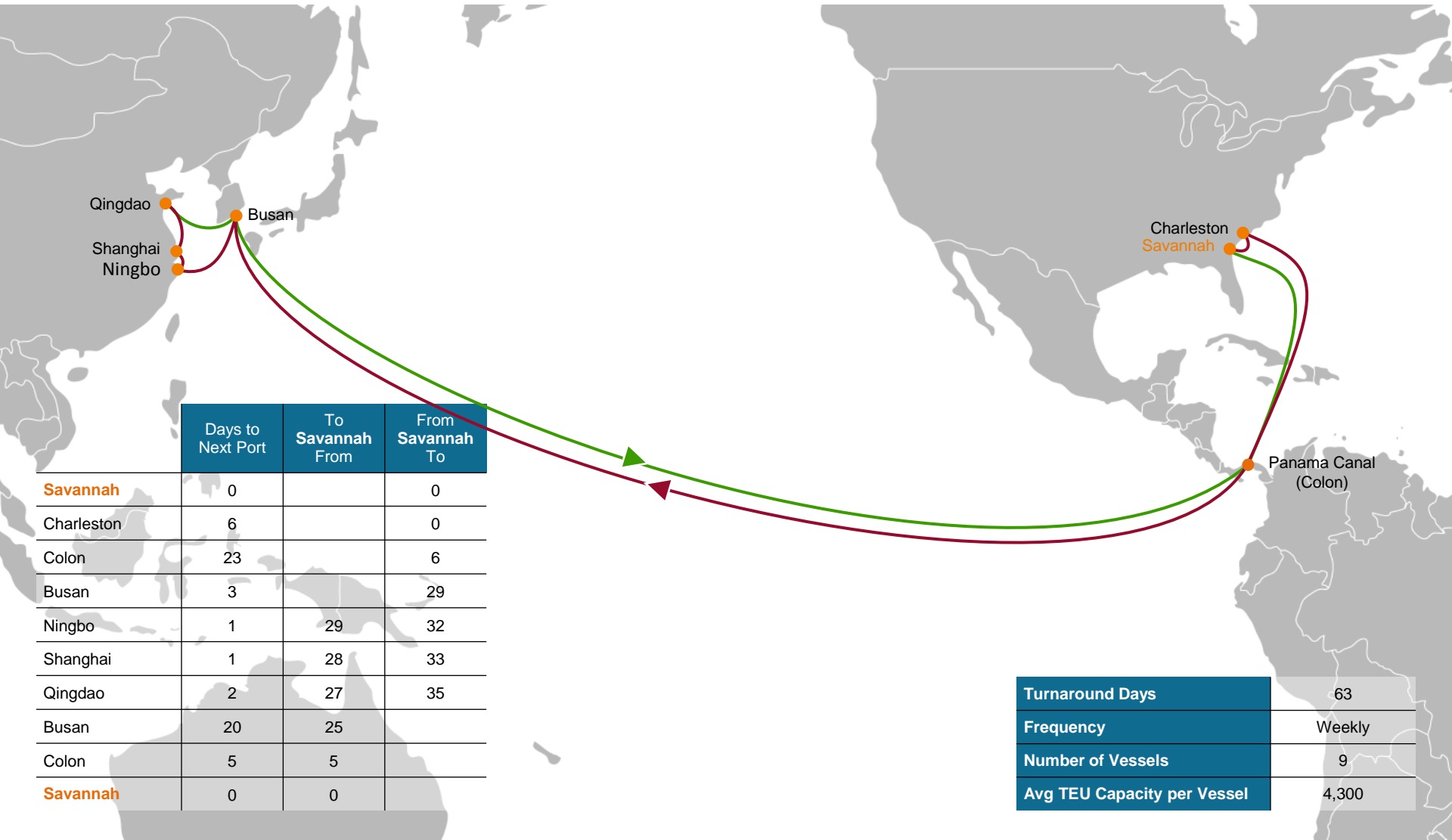
| | |
|-----------------------------|--------|
| Turnaround Days | 70 |
| Frequency | Weekly |
| Number of Vessels | 10 |
| Avg TEU Capacity per Vessel | 4,400 |

NUE3/AWES - North Asia-US East Coast Service 3/All Water East Coast Express

EVERGREEN LINE, COSCO, HANJIN, YANG MING



WE DO MORE

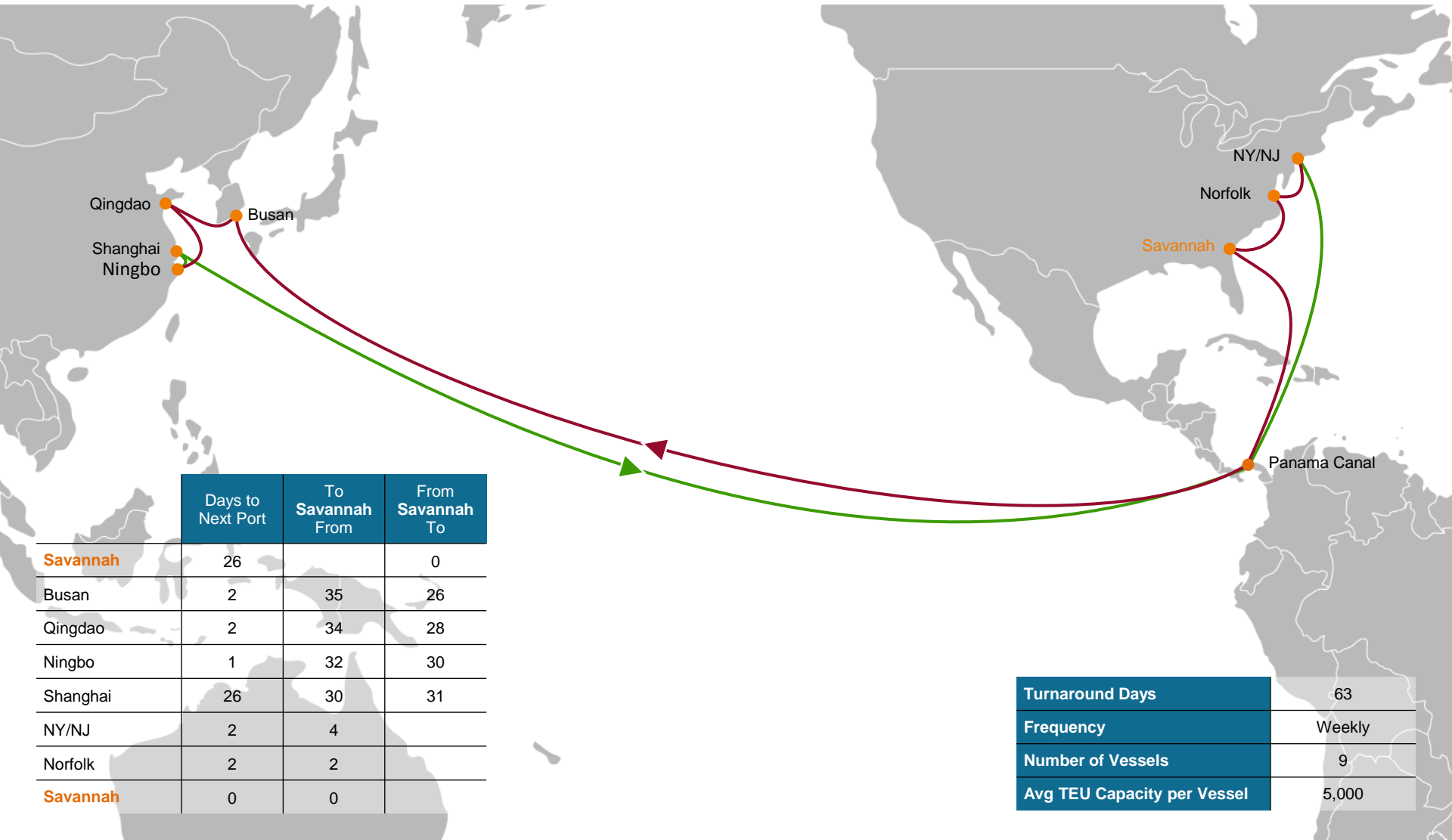


| | Days to Next Port | To Savannah From | From Savannah To |
|-----------------|-------------------|------------------|------------------|
| Savannah | 0 | | 0 |
| Charleston | 6 | | 0 |
| Colon | 23 | | 6 |
| Busan | 3 | | 29 |
| Ningbo | 1 | 29 | 32 |
| Shanghai | 1 | 28 | 33 |
| Qingdao | 2 | 27 | 35 |
| Busan | 20 | 25 | |
| Colon | 5 | 5 | |
| Savannah | 0 | 0 | |

| | |
|------------------------------------|--------|
| Turnaround Days | 63 |
| Frequency | Weekly |
| Number of Vessels | 9 |
| Avg TEU Capacity per Vessel | 4,300 |

NCE - North & Central China East Coast Express

G6 - HAPAG LLOYD, NYK, OOCL, HYUNDAI, & MOL



| | Days to Next Port | To Savannah From | From Savannah To |
|-----------------|-------------------|------------------|------------------|
| Savannah | 26 | | 0 |
| Busan | 2 | 35 | 26 |
| Qingdao | 2 | 34 | 28 |
| Ningbo | 1 | 32 | 30 |
| Shanghai | 26 | 30 | 31 |
| NY/NJ | 2 | 4 | |
| Norfolk | 2 | 2 | |
| Savannah | 0 | 0 | |

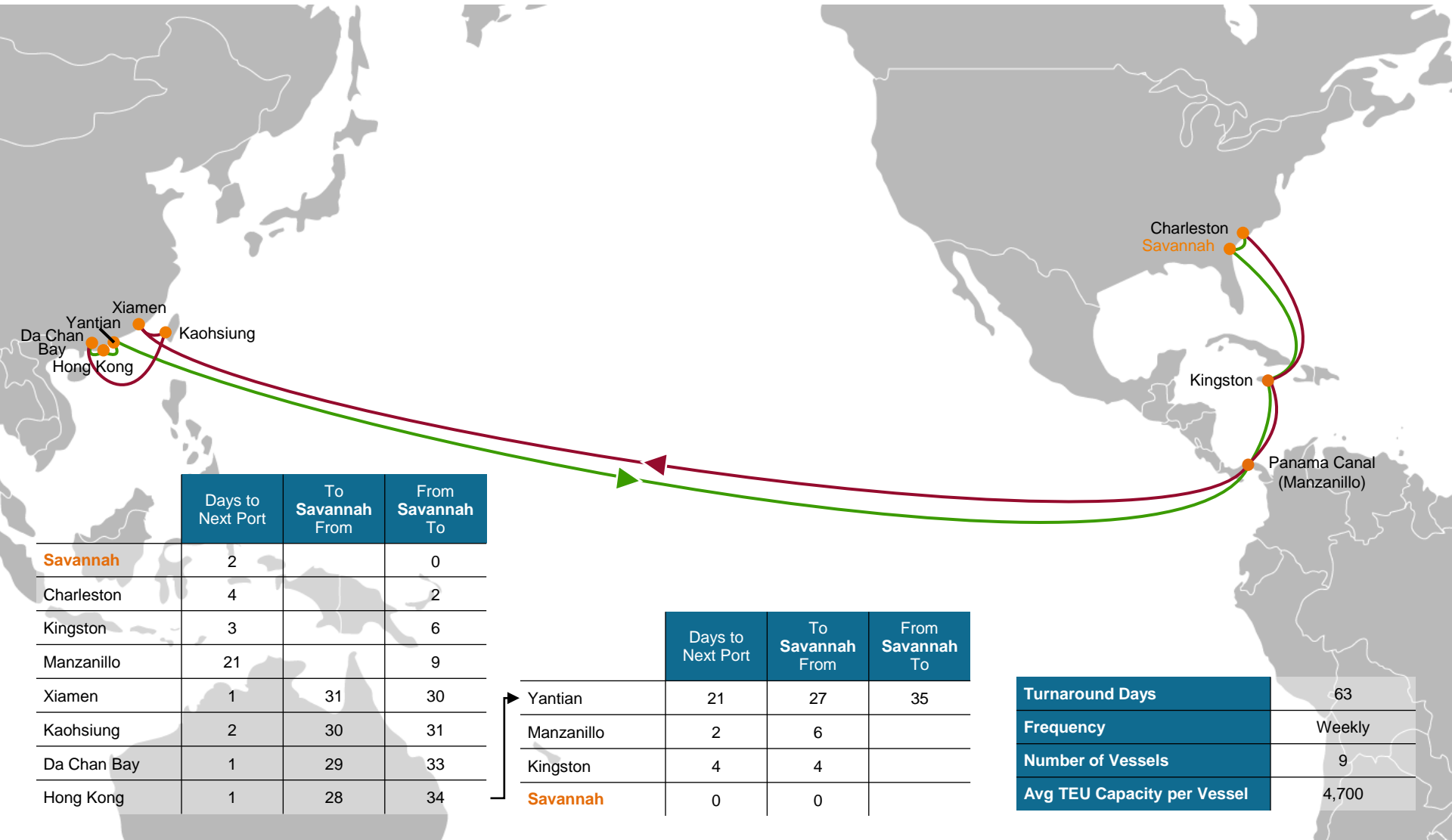
| | |
|------------------------------------|--------|
| Turnaround Days | 63 |
| Frequency | Weekly |
| Number of Vessels | 9 |
| Avg TEU Capacity per Vessel | 5,000 |

SCE - South China East Coast Express

G6 - HAPAG LLOYD, NYK, OOCL, APL, HYUNDAI, & MOL, ZIM



WE DO MORE



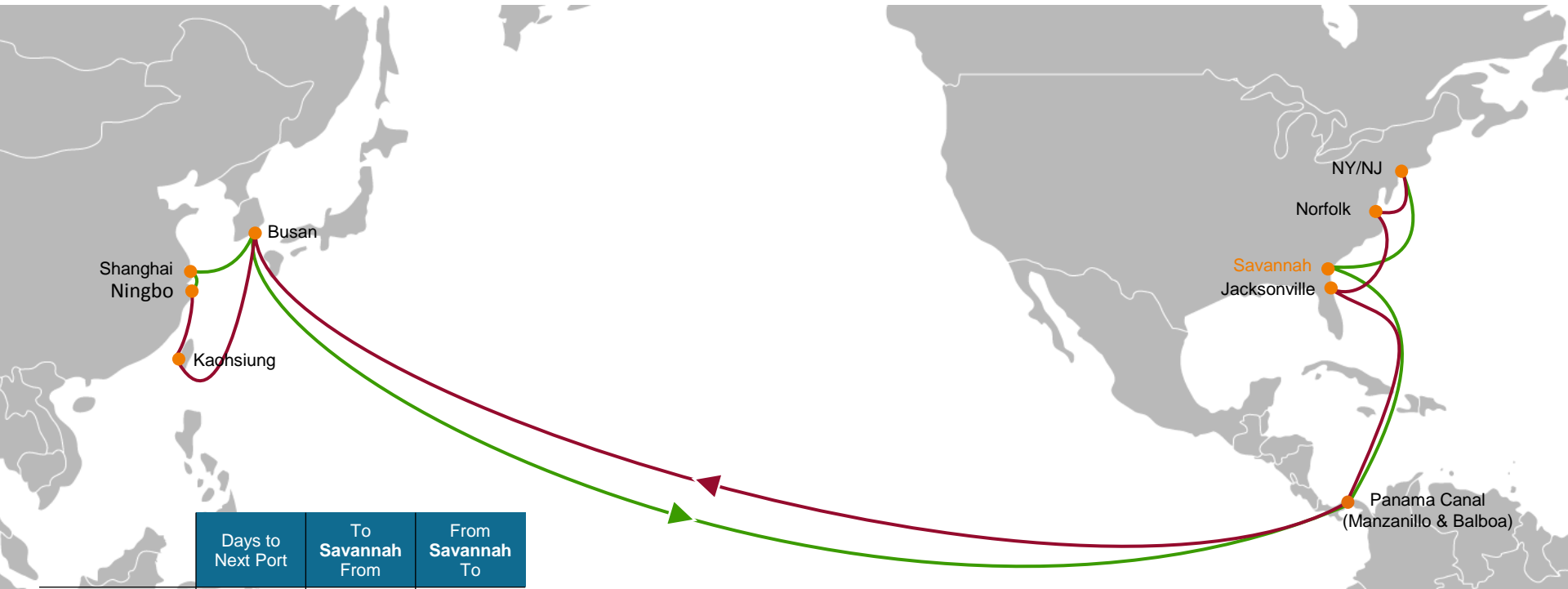
| | Days to Next Port | To Savannah From | From Savannah To |
|-----------------|-------------------|------------------|------------------|
| Savannah | 2 | | 0 |
| Charleston | 4 | | 2 |
| Kingston | 3 | | 6 |
| Manzanillo | 21 | | 9 |
| Xiamen | 1 | 31 | 30 |
| Kaohsiung | 2 | 30 | 31 |
| Da Chan Bay | 1 | 29 | 33 |
| Hong Kong | 1 | 28 | 34 |

| | Days to Next Port | To Savannah From | From Savannah To |
|-----------------|-------------------|------------------|------------------|
| Yantian | 21 | 27 | 35 |
| Manzanillo | 2 | 6 | |
| Kingston | 4 | 4 | |
| Savannah | 0 | 0 | |

| | |
|------------------------------------|--------|
| Turnaround Days | 63 |
| Frequency | Weekly |
| Number of Vessels | 9 |
| Avg TEU Capacity per Vessel | 4,700 |

NYE - Savannah New York Express

G6 - APL, HYUNDAI, MOL, HAPAG LLOYD, NYK, & OOCL



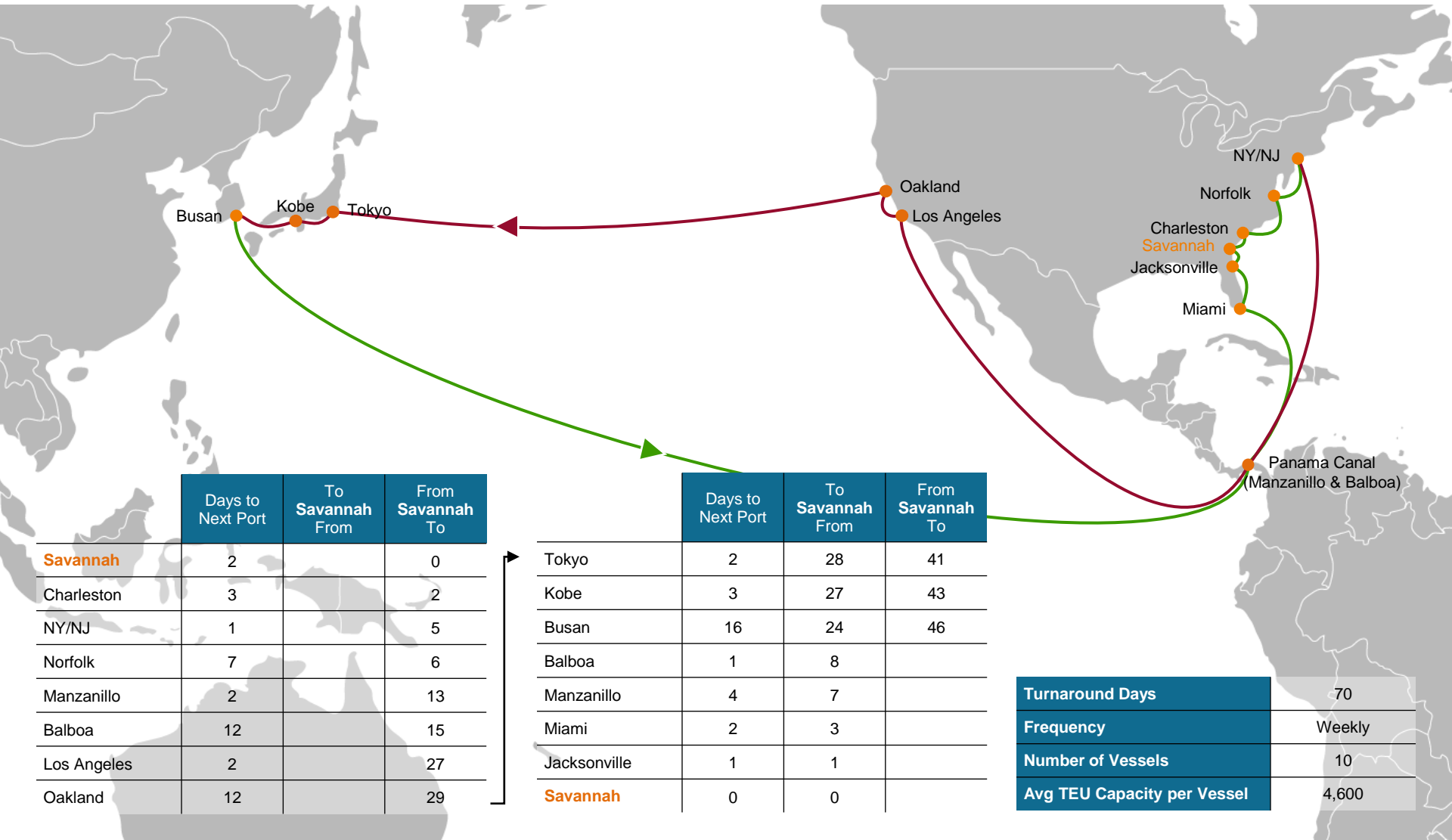
| | Days to Next Port | To Savannah From | From Savannah To |
|-----------------|-------------------|------------------|------------------|
| Savannah | 3 | | 0 |
| NY/NJ | 2 | | 3 |
| Norfolk | 2 | | 5 |
| Jacksonville | 6 | | 7 |
| Manzanillo | 1 | | 13 |
| Balboa | 22 | | 14 |
| Busan | 4 | | 36 |
| Kaohsiung | 2 | 28 | 40 |

| | Days to Next Port | To Savannah From | From Savannah To |
|-----------------|-------------------|------------------|------------------|
| Ningbo | 1 | 26 | 42 |
| Shanghai | 2 | 25 | 43 |
| Busan | 18 | 23 | |
| Manzanillo | 5 | 5 | |
| Savannah | 0 | 0 | |

| | |
|------------------------------------|--------|
| Turnaround Days | 70 |
| Frequency | Weekly |
| Number of Vessels | 10 |
| Avg TEU Capacity per Vessel | 4,700 |

PA2 - Pacific Atlantic 2 Service

G6 - APL, HYUNDAI, MOL, HAPAG LLOYD, & OOCL



| | Days to Next Port | To Savannah From | From Savannah To |
|-----------------|-------------------|------------------|------------------|
| Savannah | 2 | | 0 |
| Charleston | 3 | | 2 |
| NY/NJ | 1 | | 5 |
| Norfolk | 7 | | 6 |
| Manzanillo | 2 | | 13 |
| Balboa | 12 | | 15 |
| Los Angeles | 2 | | 27 |
| Oakland | 12 | | 29 |

| | Days to Next Port | To Savannah From | From Savannah To |
|-----------------|-------------------|------------------|------------------|
| Tokyo | 2 | 28 | 41 |
| Kobe | 3 | 27 | 43 |
| Busan | 16 | 24 | 46 |
| Balboa | 1 | 8 | |
| Manzanillo | 4 | 7 | |
| Miami | 2 | 3 | |
| Jacksonville | 1 | 1 | |
| Savannah | 0 | 0 | |

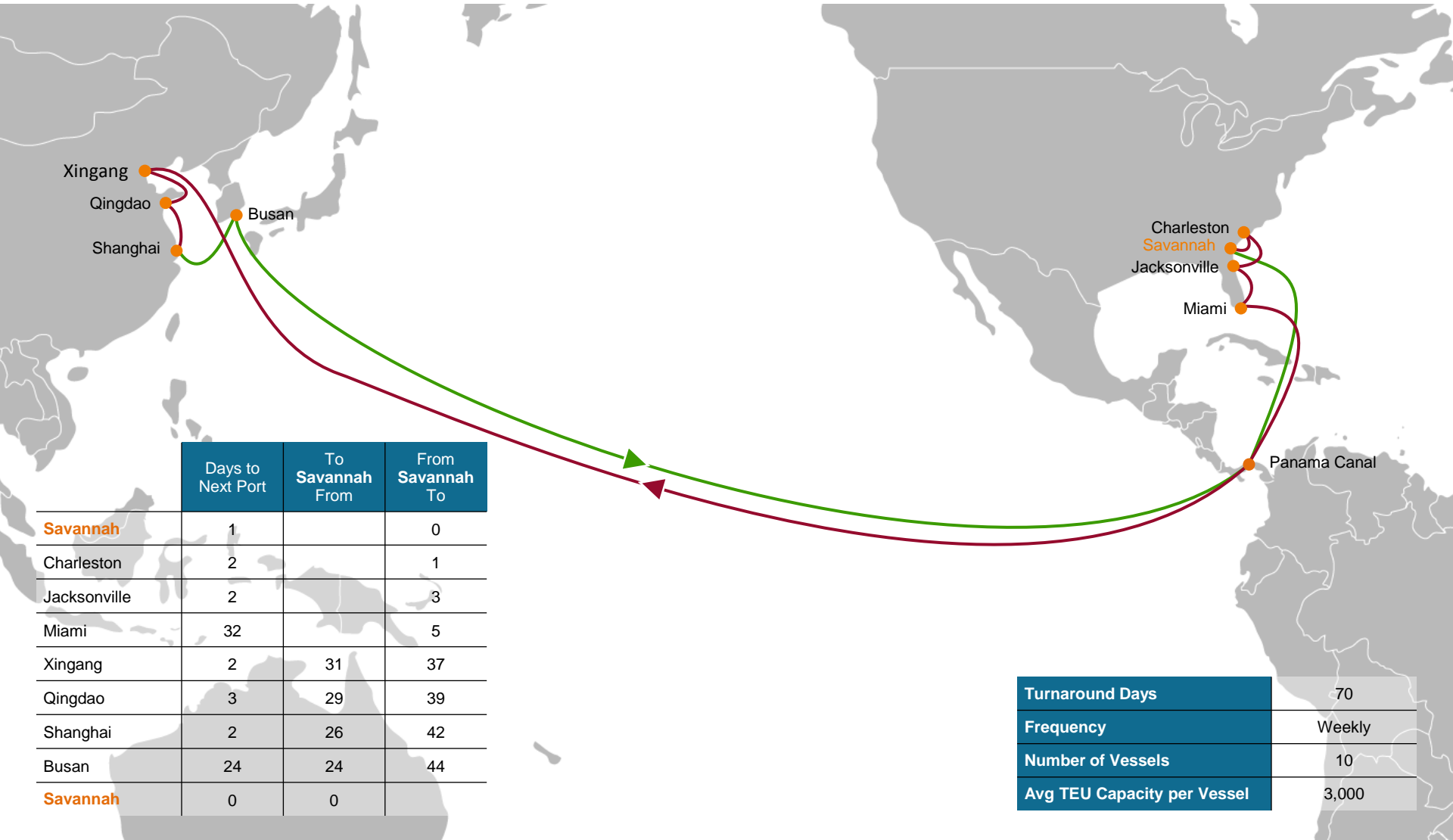
| | |
|------------------------------------|--------|
| Turnaround Days | 70 |
| Frequency | Weekly |
| Number of Vessels | 10 |
| Avg TEU Capacity per Vessel | 4,600 |

TP10/Everglades - Transpacific Service 10/ Everglades Service

2M - MAERSK LINE & MSC



WE DO MORE

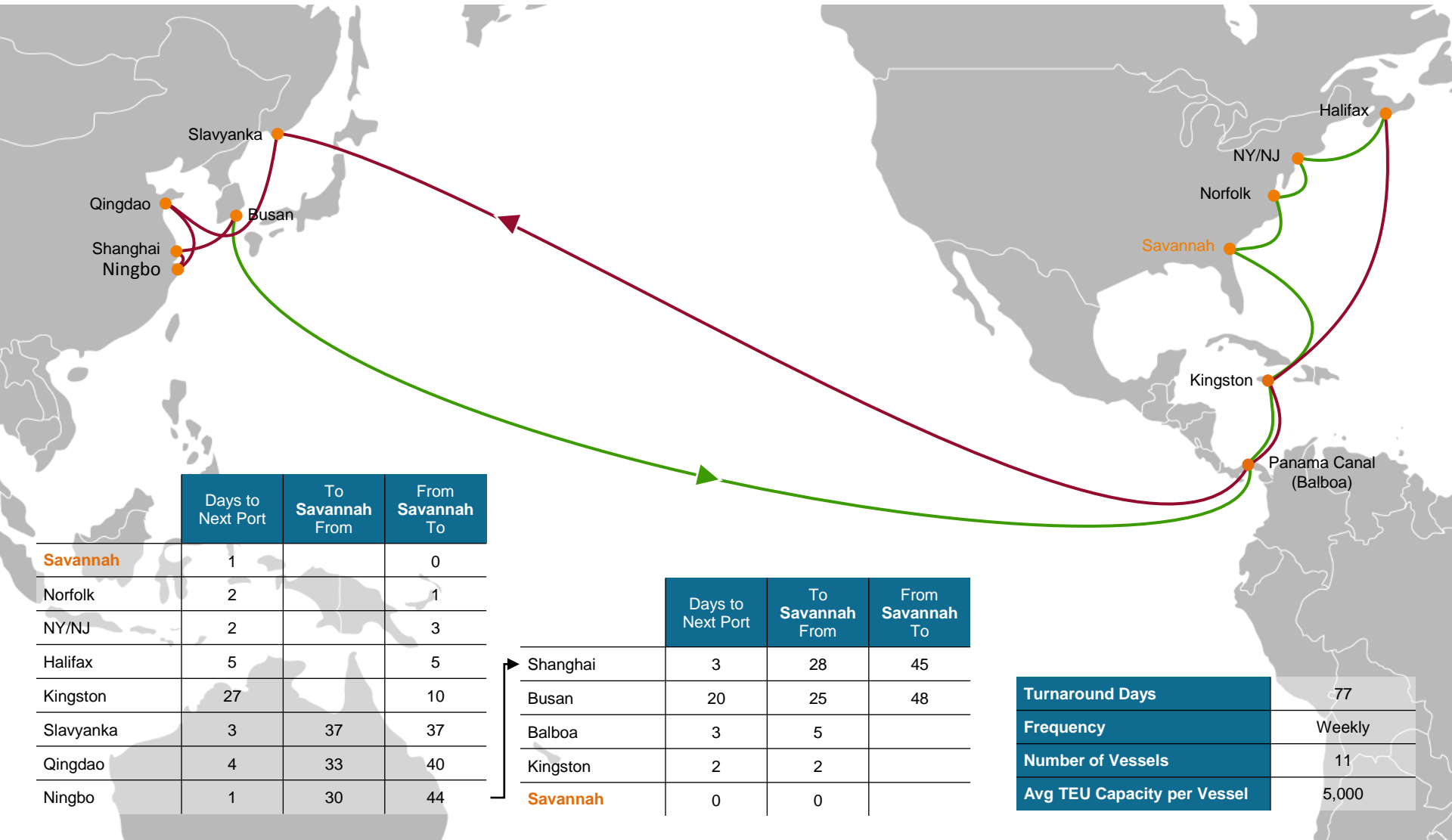


| | Days to Next Port | To Savannah From | From Savannah To |
|-----------------|-------------------|------------------|------------------|
| Savannah | 1 | | 0 |
| Charleston | 2 | | 1 |
| Jacksonville | 2 | | 3 |
| Miami | 32 | | 5 |
| Xingang | 2 | 31 | 37 |
| Qingdao | 3 | 29 | 39 |
| Shanghai | 2 | 26 | 42 |
| Busan | 24 | 24 | 44 |
| Savannah | 0 | 0 | |

| | |
|------------------------------------|--------|
| Turnaround Days | 70 |
| Frequency | Weekly |
| Number of Vessels | 10 |
| Avg TEU Capacity per Vessel | 3,000 |

ZCP - ZIM Container Service Pacific

ZIM



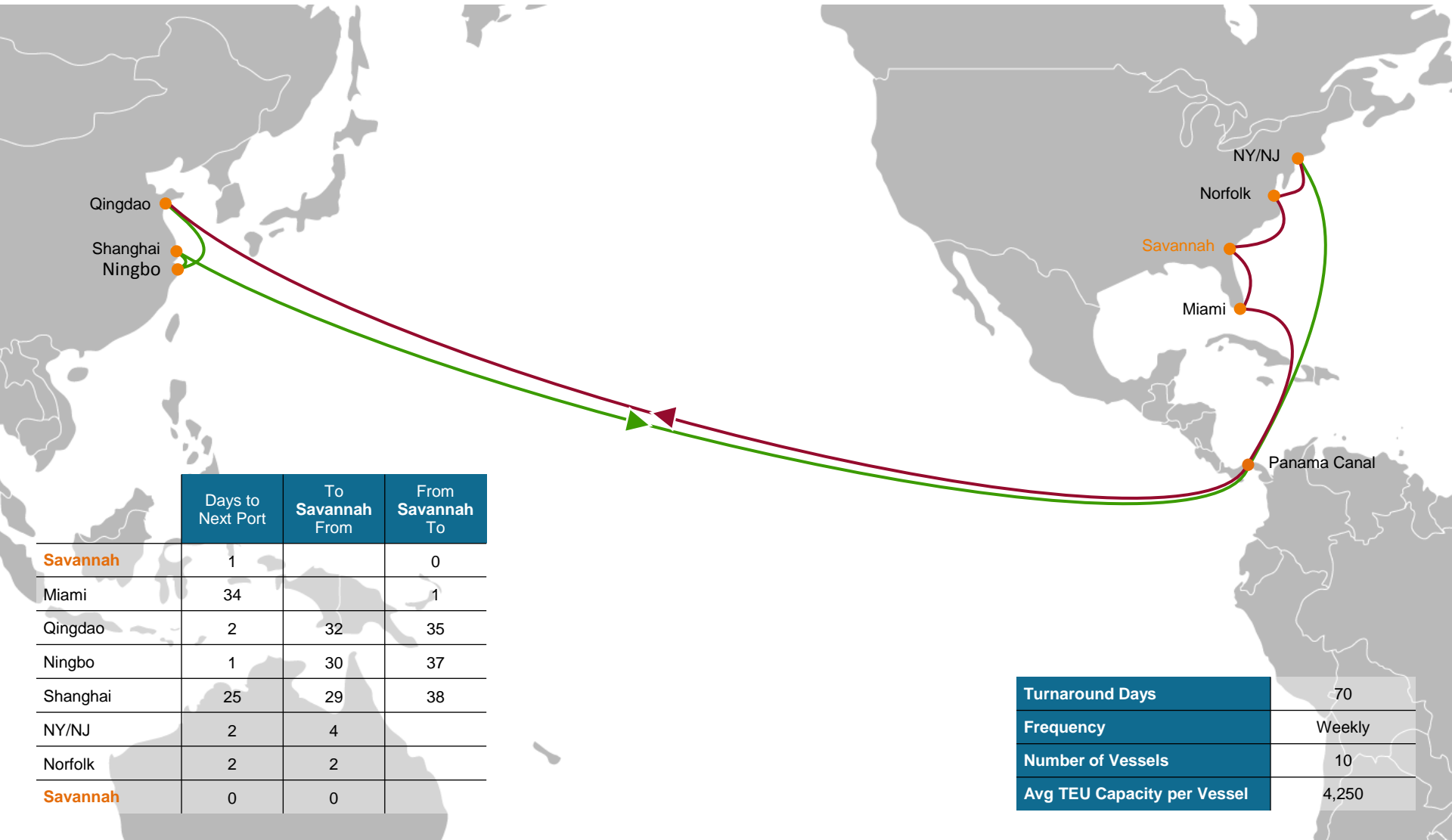

| | Days to Next Port | To Savannah From | From Savannah To |
|-----------------|-------------------|------------------|------------------|
| Savannah | 1 | | 0 |
| Norfolk | 2 | | 1 |
| NY/NJ | 2 | | 3 |
| Halifax | 5 | | 5 |
| Kingston | 27 | | 10 |
| Slavyanka | 3 | 37 | 37 |
| Qingdao | 4 | 33 | 40 |
| Ningbo | 1 | 30 | 44 |

| | Days to Next Port | To Savannah From | From Savannah To |
|-----------------|-------------------|------------------|------------------|
| Shanghai | 3 | 28 | 45 |
| Busan | 20 | 25 | 48 |
| Balboa | 3 | 5 | |
| Kingston | 2 | 2 | |
| Savannah | 0 | 0 | |

| | |
|------------------------------------|--------|
| Turnaround Days | 77 |
| Frequency | Weekly |
| Number of Vessels | 11 |
| Avg TEU Capacity per Vessel | 5,000 |

AAE3/Manhattan Bridge/AUC2/ASUS - Asia America East Loop 3/Manhattan Bridge/Asia USEC Container 2/Asia USEC Service

O3 - CHINA SHIPPING, CMA CGM, & UASC, HAMBURG SÜD

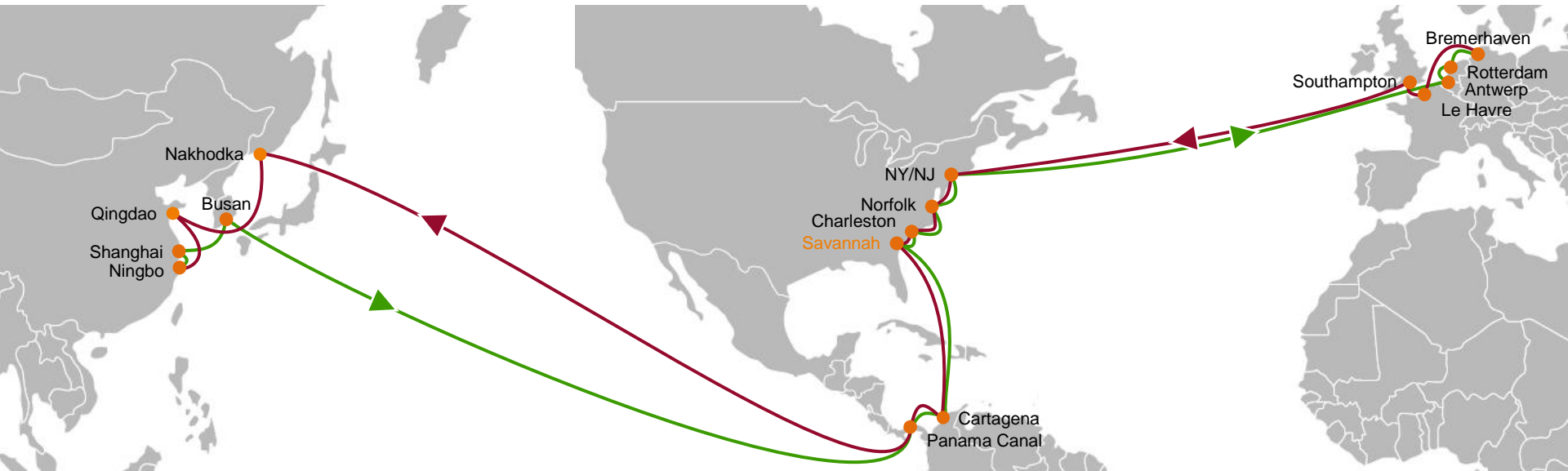



| | Days to Next Port | To Savannah From | From Savannah To |
|-----------------|-------------------|------------------|------------------|
| Savannah | 1 | | 0 |
| Miami | 34 | | 1 |
| Qingdao | 2 | 32 | 35 |
| Ningbo | 1 | 30 | 37 |
| Shanghai | 25 | 29 | 38 |
| NY/NJ | 2 | 4 | |
| Norfolk | 2 | 2 | |
| Savannah | 0 | 0 | |

| | |
|------------------------------------|--------|
| Turnaround Days | 70 |
| Frequency | Weekly |
| Number of Vessels | 10 |
| Avg TEU Capacity per Vessel | 4,250 |

Vespucchi/AAE5/NEU1/APNE - Vespucchi/Asia America East Loop 5/North Europe USEC 1/ Asia Panama North Europe Service

O3 - CMA CGM, CHINA SHIPPING, & UASC, HAMBURG SÜD



| | Savannah | Cartagena | Nakhodka | Qingdao | Ningbo | Shanghai | Busan | Cartagena | Savannah | Charleston | Norfolk | NY/NJ | Antwerp | Rotterdam | Bremerhaven | Le Havre | Southampton | NY/NJ | Norfolk | Charleston | Savannah |
|-------------------|----------|-----------|----------|---------|--------|----------|-------|-----------|----------|------------|---------|-------|---------|-----------|-------------|----------|-------------|-------|---------|------------|----------|
| Days to Next Port | 5 | 26 | 6 | 1 | 1 | 2 | 20 | 5 | 1 | 2 | 2 | 10 | 1 | 1 | 3 | 1 | 10 | 2 | 3 | 2 | 0 |
| To Savannah From | | | 35 | 29 | 28 | 27 | 25 | 5 | 0 | | | | 23 | 22 | 21 | 18 | 17 | 7 | 5 | 2 | 0 |
| From Savannah To | 0 | 5 | 31 | 37 | 38 | 39 | 41 | | 0 | 1 | 3 | 5 | 15 | 16 | 17 | 20 | 21 | | | | |

| | |
|-----------------------------|--------|
| Turnaround Days | 105 |
| Frequency | Weekly |
| Number of Vessels | 15 |
| Avg TEU Capacity per Vessel | 4,350 |

PA1 - Pacific Atlantic 1 Service

G6 - HAPAG LLOYD, NYK, OOCL, APL, HYUNDAI, & MOL, ACL



| | Savannah | Manzanillo | Los Angeles | Oakland | Yokohama | Shanghai | Busan | Kobe | Nagoya | Tokyo | Tacoma | Vancouver | Oakland | Los Angeles | Balboa | Manzanillo | Savannah | Norfolk | NY/NJ | Halifax | Southampton | Antwerp | Bremerhaven | Rotterdam | Halifax | NY/NJ | Norfolk | Savannah |
|-------------------|----------|------------|-------------|---------|----------|----------|-------|------|--------|-------|--------|-----------|---------|-------------|--------|------------|----------|---------|-------|---------|-------------|---------|-------------|-----------|---------|-------|---------|----------|
| Days to Next Port | 4 | 8 | 2 | 13 | 3 | 2 | 2 | 2 | 1 | 9 | 1 | 3 | 2 | 8 | 2 | 4 | 2 | 2 | 2 | 7 | 2 | 2 | 2 | 6 | 2 | 2 | 2 | 0 |
| To Savannah From | | | | | 39 | 36 | 34 | 32 | 30 | 29 | 20 | 19 | 16 | 14 | 6 | 4 | 0 | | | | 18 | 16 | 14 | 12 | 6 | 4 | 2 | 0 |
| From Savannah To | 0 | 4 | 12 | 14 | 27 | 30 | 32 | 34 | 35 | 36 | | | | | | | 0 | 2 | 4 | 6 | 13 | 15 | 17 | 19 | | | | |

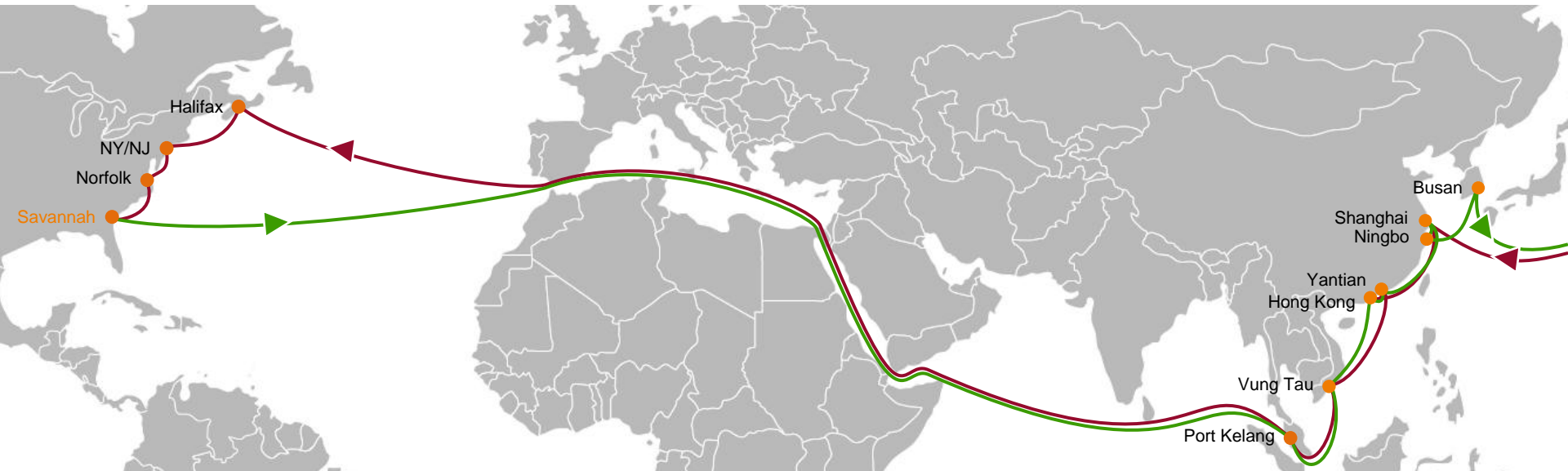
| | |
|-----------------------------|--------|
| Turnaround Days | 98 |
| Frequency | Weekly |
| Number of Vessels | 14 |
| Avg TEU Capacity per Vessel | 4,900 |

Columbus/AAE1/AUC1 – Columbus/Asia America East Loop 1/Asia USEC Container 1

O3 - CMA CGM, CHINA SHIPPING, & UASC, HAMBURG SÜD



WE DO MORE



| | Days to Next Port | To Savannah From | From Savannah To |
|-----------------|-------------------|------------------|------------------|
| Savannah | 36 | | 0 |
| Port Kelang | 3 | | 36 |
| Vung Tau | 3 | | 39 |
| Hong Kong | 1 | | 42 |
| Yantian | 3 | | 43 |
| Shanghai | 2 | | 46 |
| Ningbo | 2 | | 48 |
| Busan | - USWC | | 50 |

| | Days to Next Port | To Savannah From | From Savannah To |
|-----------------|-------------------|------------------|------------------|
| Shanghai | 2 | 39 | |
| Hong Kong | 1 | 37 | |
| Yantian | 3 | 36 | |
| Vung Tau | 3 | 33 | |
| Port Kelang | 23 | 30 | |
| Halifax | 2 | 7 | |
| NY/NJ | 3 | 5 | |
| Norfolk | 2 | 2 | |
| Savannah | 0 | 0 | |

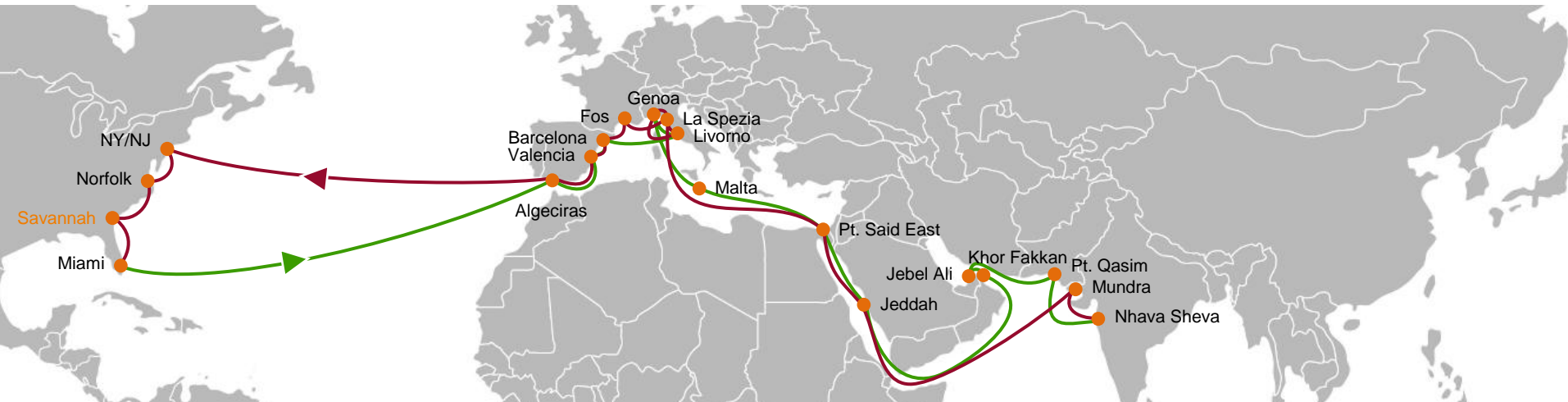
| | |
|------------------------------------|--------|
| Turnaround Days | 112 |
| Frequency | Weekly |
| Number of Vessels | 18 |
| Avg TEU Capacity per Vessel | 8,400 |

MINA/AMEREX - Middle East India North America/ Amerigo Express Service

CMA CGM, CHINA SHIPPING, UASC, HANJIN, YANG MING



WE DO MORE



| | Days to Next Port | To Savannah From | From Savannah To |
|-----------------|-------------------|------------------|------------------|
| Savannah | 2 | | 0 |
| Miami | 10 | | 2 |
| Algeciras | 2 | | 12 |
| Valencia | 1 | | 14 |
| Barcelona | 2 | | 15 |
| Livorno | 1 | | 17 |
| Genoa | 4 | | 18 |
| Malta | 4 | | 22 |
| Port Said East | 3 | | 26 |
| Jeddah | 7 | | 29 |
| Khor Fakkan | 1 | 47 | 36 |

| | Days to Next Port | To Savannah From | From Savannah To |
|----------------|-------------------|------------------|------------------|
| Jebel Ali | 3 | 45 | 37 |
| Port Qasim | 3 | 42 | 40 |
| Nhava Sheva | 2 | 39 | 43 |
| Mundra | 6 | 38 | 45 |
| Jeddah | 4 | 32 | |
| Port Said East | 4 | 28 | |
| La Spezia | 2 | | |
| Livorno | 1 | 22 | |
| Genoa | 2 | 21 | |
| La Spezia | 1 | 19 | |
| Fos | 2 | 18 | |

| | Days to Next Port | To Savannah From | From Savannah To |
|-----------------|-------------------|------------------|------------------|
| Barcelona | 1 | 16 | |
| Valencia | 2 | 15 | |
| Algeciras | 8 | 13 | |
| NY/NJ | 3 | 5 | |
| Norfolk | 2 | 2 | |
| Savannah | 0 | 0 | |

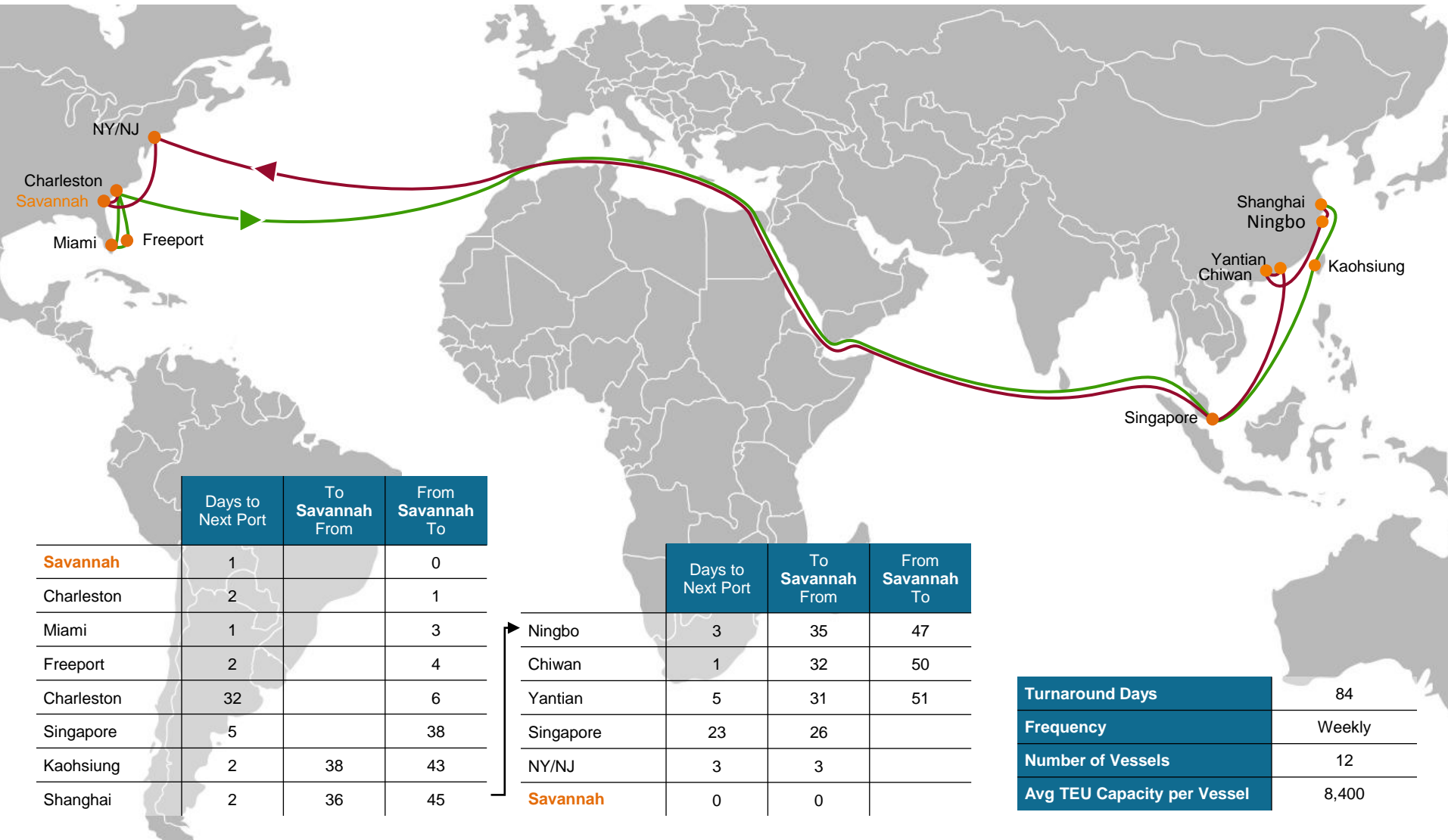
| | |
|------------------------------------|--------|
| Turnaround Days | 84 |
| Frequency | Weekly |
| Number of Vessels | 12 |
| Avg TEU Capacity per Vessel | 6,800 |

TP11/America - Transpacific Service 11/ America Service

2M - MAERSK LINE & MSC



WE DO MORE



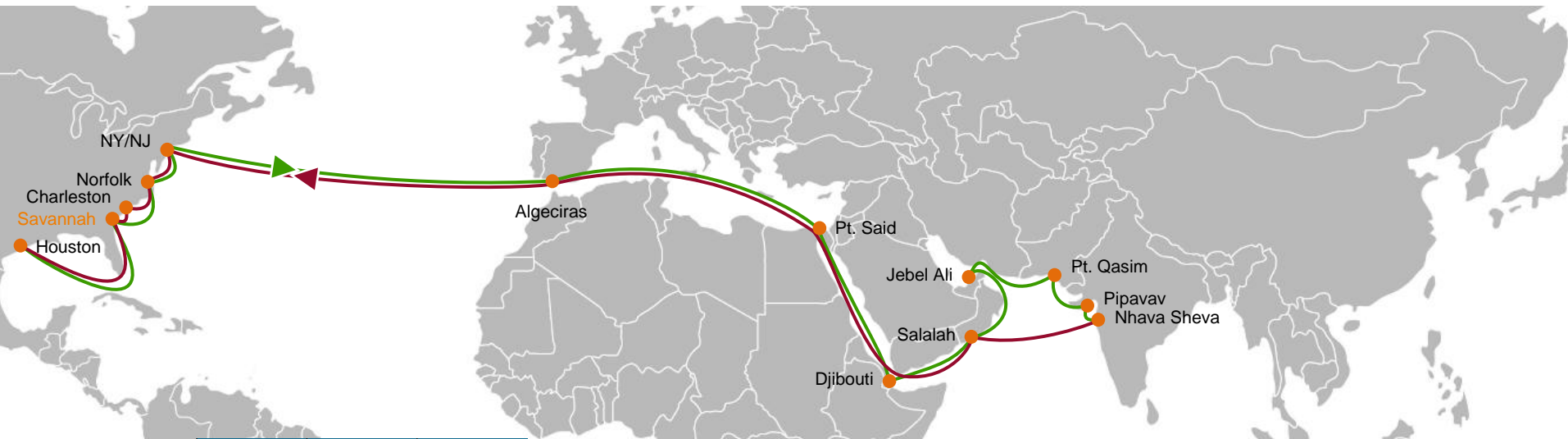
| | Days to Next Port | To Savannah From | From Savannah To |
|-----------------|-------------------|------------------|------------------|
| Savannah | 1 | | 0 |
| Charleston | 2 | | 1 |
| Miami | 1 | | 3 |
| Freeport | 2 | | 4 |
| Charleston | 32 | | 6 |
| Singapore | 5 | | 38 |
| Kaohsiung | 2 | 38 | 43 |
| Shanghai | 2 | 36 | 45 |

| | Days to Next Port | To Savannah From | From Savannah To |
|-----------------|-------------------|------------------|------------------|
| Ningbo | 3 | 35 | 47 |
| Chiwan | 1 | 32 | 50 |
| Yantian | 5 | 31 | 51 |
| Singapore | 23 | 26 | |
| NY/NJ | 3 | 3 | |
| Savannah | 0 | 0 | |

| | |
|------------------------------------|--------|
| Turnaround Days | 84 |
| Frequency | Weekly |
| Number of Vessels | 12 |
| Avg TEU Capacity per Vessel | 8,400 |

MECL1 - Middle East Colombo 1 Service

MAERSK LINE, SAFMARINE, APL



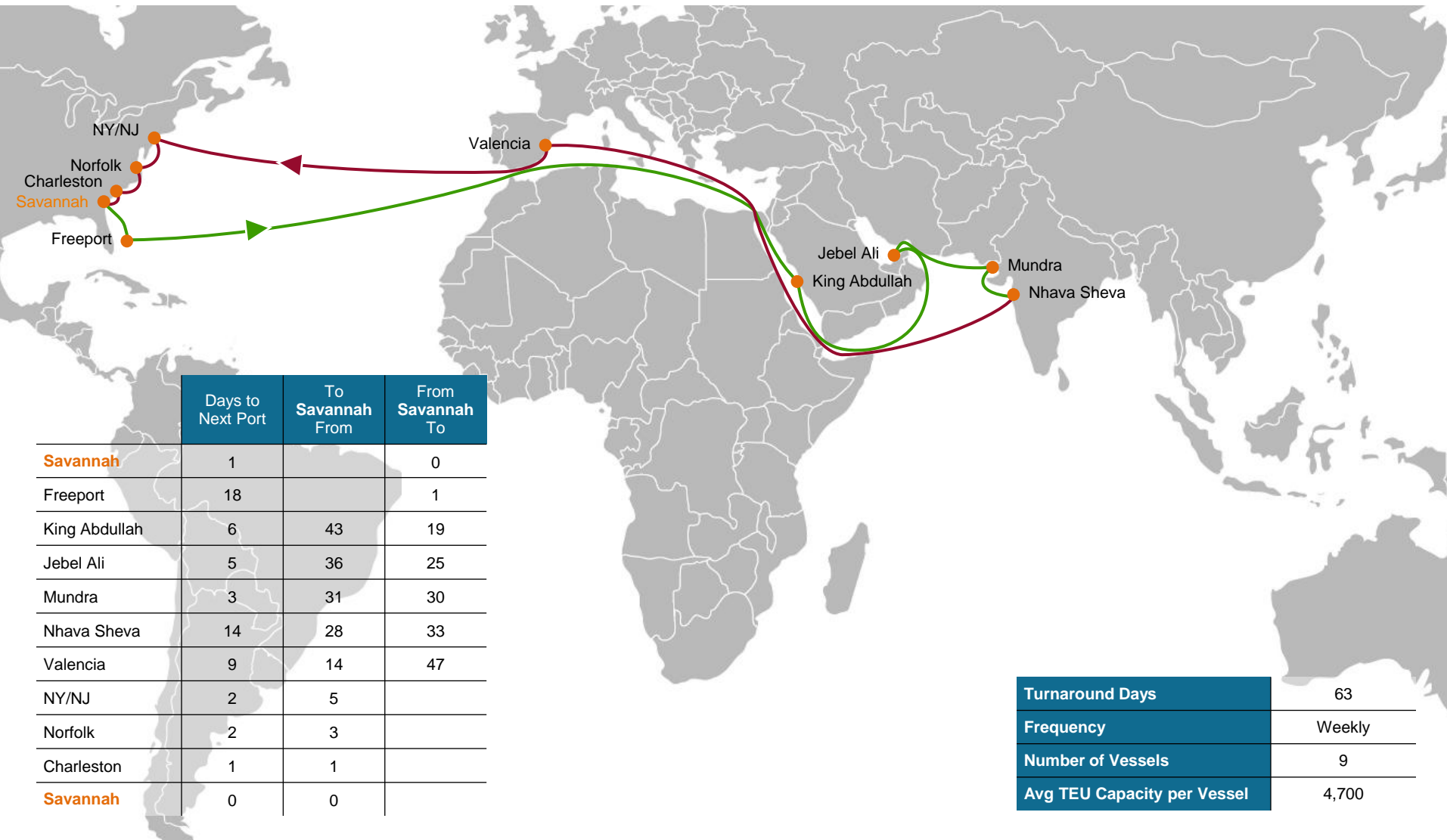
| | Days to Next Port | To Savannah From | From Savannah To |
|-----------------|-------------------|------------------|------------------|
| Savannah | 5 | | |
| Houston | 4 | | |
| Savannah | 2 | | 0 |
| Norfolk | 2 | | 2 |
| NY/NJ | 11 | | 4 |
| Algeciras | 6 | | 15 |
| Port Said | 6 | 45 | 21 |
| Djibouti | 2 | 40 | 27 |
| Salalah | 4 | | 29 |
| Jebel Ali | 3 | 33 | 33 |

| | Days to Next Port | To Savannah From | From Savannah To |
|------------------|-------------------|------------------|------------------|
| Port Qasim | 3 | 30 | 36 |
| Pipavav | 2 | 27 | 39 |
| Jawaharlal Nehru | 3 | 25 | 41 |
| Salalah | 11 | 22 | |
| Algeciras | 7 | 11 | |
| NY/NJ | 2 | 4 | |
| Norfolk | 1 | 2 | |
| Charleston | 1 | 1 | |
| Savannah | 0 | 0 | |

| | |
|------------------------------------|--------|
| Turnaround Days | 77 |
| Frequency | Weekly |
| Number of Vessels | 11 |
| Avg TEU Capacity per Vessel | 6,300 |

INDUS - India US Express

MSC

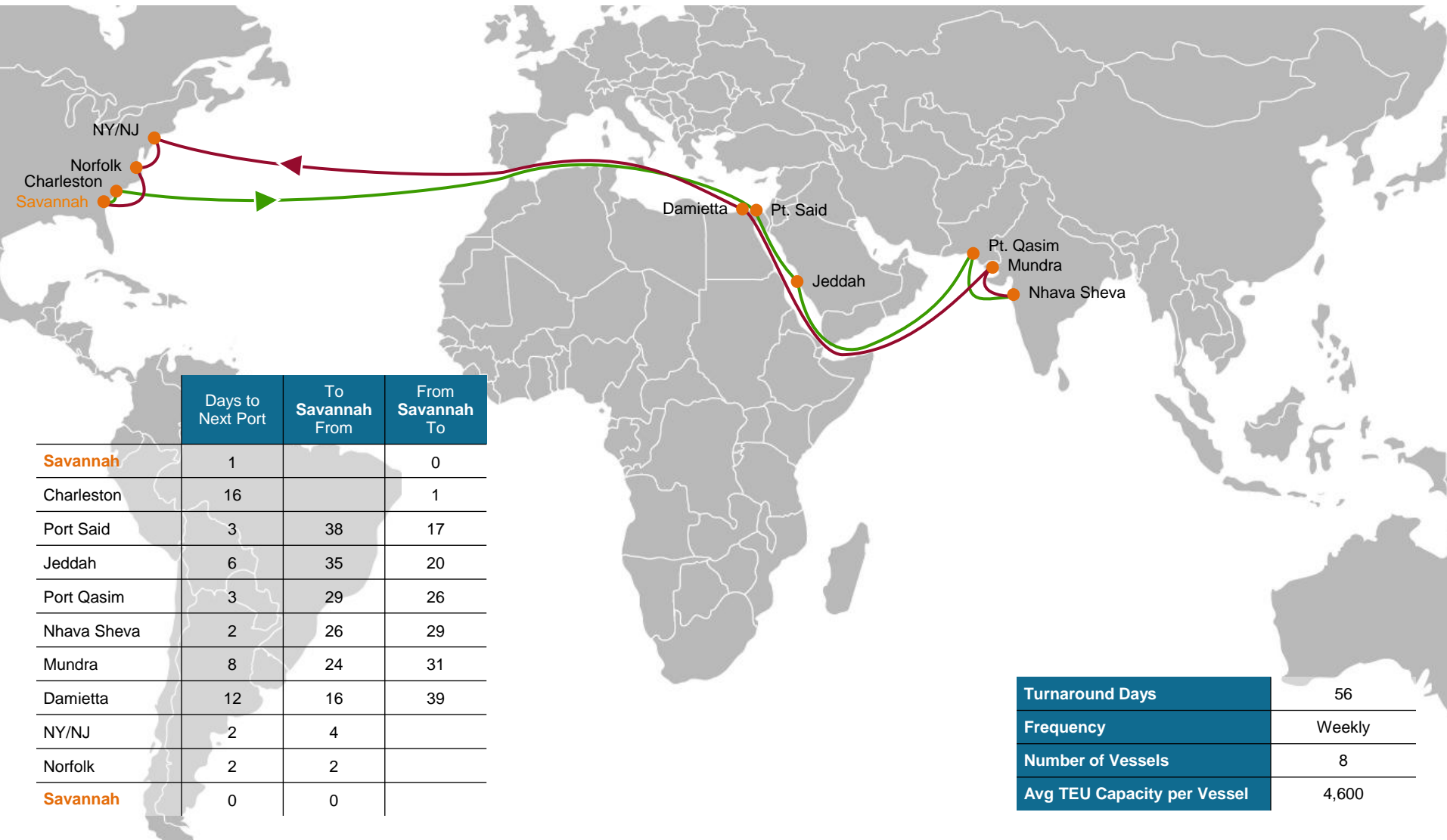


| | Days to Next Port | To Savannah From | From Savannah To |
|-----------------|-------------------|------------------|------------------|
| Savannah | 1 | | 0 |
| Freeport | 18 | | 1 |
| King Abdullah | 6 | 43 | 19 |
| Jebel Ali | 5 | 36 | 25 |
| Mundra | 3 | 31 | 30 |
| Nhava Sheva | 14 | 28 | 33 |
| Valencia | 9 | 14 | 47 |
| NY/NJ | 2 | 5 | |
| Norfolk | 2 | 3 | |
| Charleston | 1 | 1 | |
| Savannah | 0 | 0 | |

| | |
|------------------------------------|--------|
| Turnaround Days | 63 |
| Frequency | Weekly |
| Number of Vessels | 9 |
| Avg TEU Capacity per Vessel | 4,700 |

INDAMEX - India America Express

CMA CGM, GRAND ALLIANCE - HAPAG LLOYD, NYK, & OOCL

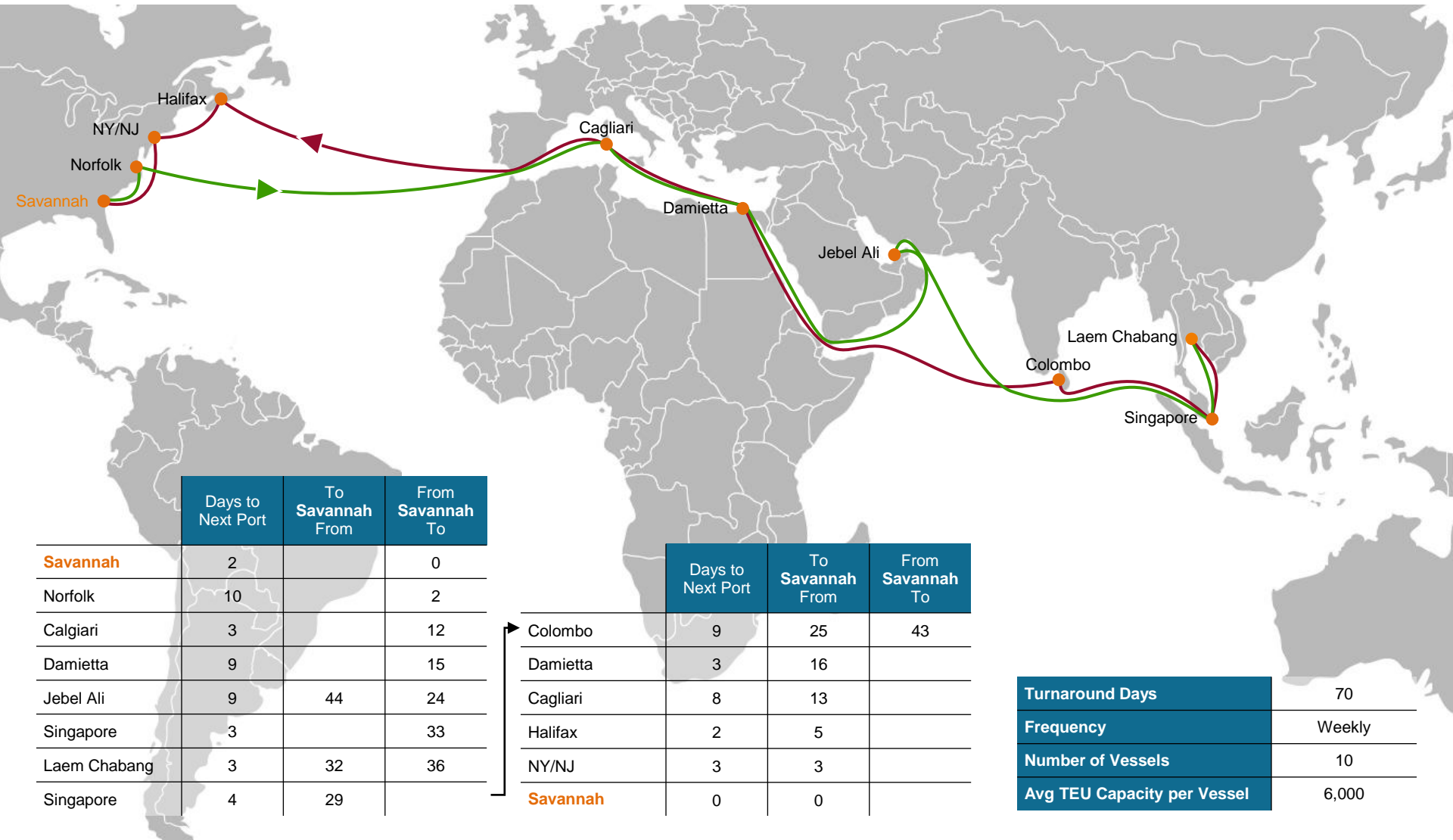


| | Days to Next Port | To Savannah From | From Savannah To |
|-----------------|-------------------|------------------|------------------|
| Savannah | 1 | | 0 |
| Charleston | 16 | | 1 |
| Port Said | 3 | 38 | 17 |
| Jeddah | 6 | 35 | 20 |
| Port Qasim | 3 | 29 | 26 |
| Nhava Sheva | 2 | 26 | 29 |
| Mundra | 8 | 24 | 31 |
| Damietta | 12 | 16 | 39 |
| NY/NJ | 2 | 4 | |
| Norfolk | 2 | 2 | |
| Savannah | 0 | 0 | |

| | |
|------------------------------------|--------|
| Turnaround Days | 56 |
| Frequency | Weekly |
| Number of Vessels | 8 |
| Avg TEU Capacity per Vessel | 4,600 |

AZX - Asia Suez Express

G6 - APL, HYUNDAI, MOL, HAPAG LLOYD, NYK, & OOCL, ZIM, MAERSK



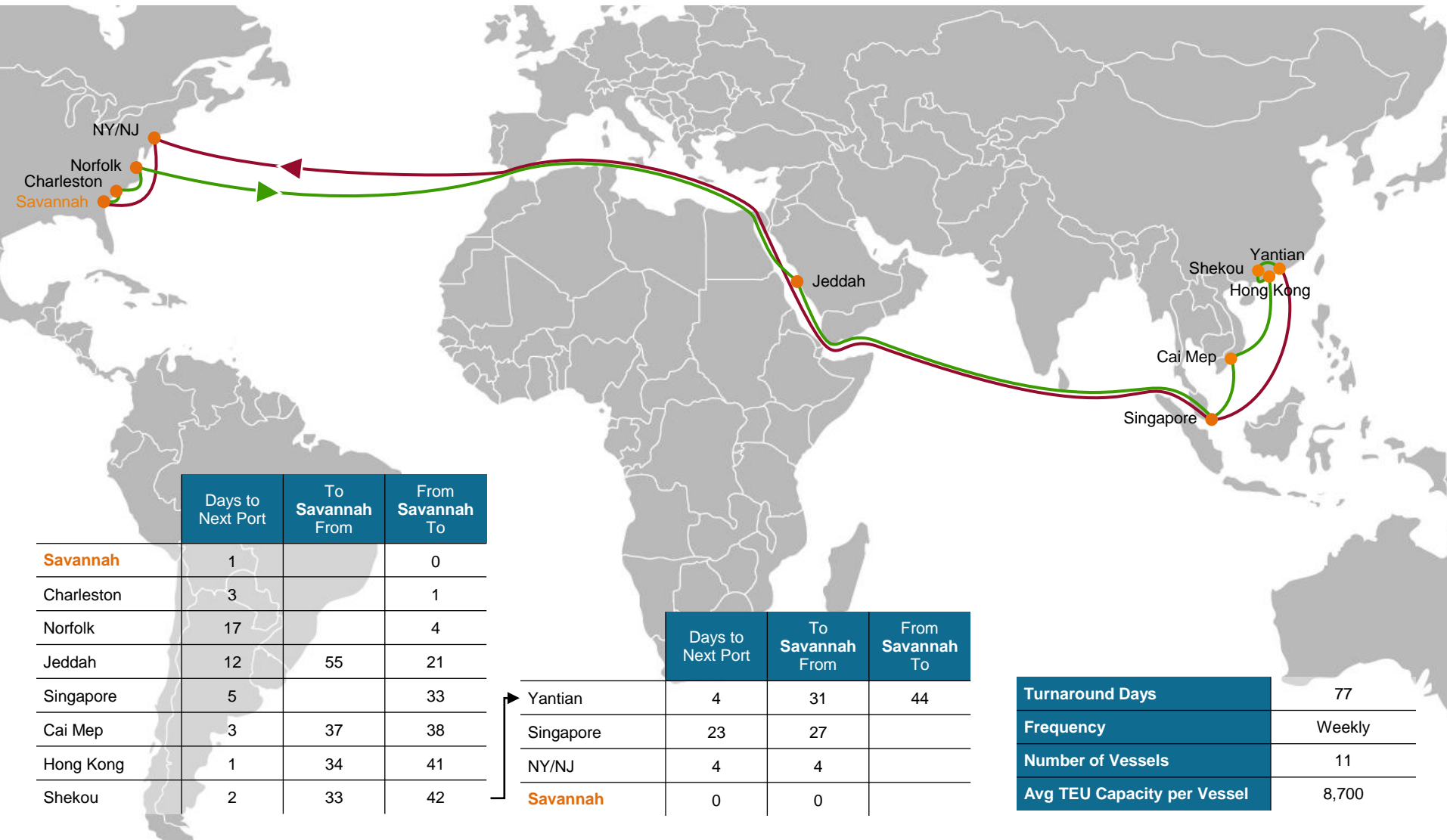
| | Days to Next Port | To Savannah From | From Savannah To |
|-----------------|-------------------|------------------|------------------|
| Savannah | 2 | | 0 |
| Norfolk | 10 | | 2 |
| Cagliari | 3 | | 12 |
| Damietta | 9 | | 15 |
| Jebel Ali | 9 | 44 | 24 |
| Singapore | 3 | | 33 |
| Laem Chabang | 3 | 32 | 36 |
| Singapore | 4 | 29 | |

| | Days to Next Port | To Savannah From | From Savannah To |
|-----------------|-------------------|------------------|------------------|
| Colombo | 9 | 25 | 43 |
| Damietta | 3 | 16 | |
| Cagliari | 8 | 13 | |
| Halifax | 2 | 5 | |
| NY/NJ | 3 | 3 | |
| Savannah | 0 | 0 | |

| | |
|------------------------------------|--------|
| Turnaround Days | 70 |
| Frequency | Weekly |
| Number of Vessels | 10 |
| Avg TEU Capacity per Vessel | 6,000 |

CEC - China East Coast Express

G6 - HAPAG LLOYD, NYK, OOCL, APL, HYUNDAI, & MOL, ZIM



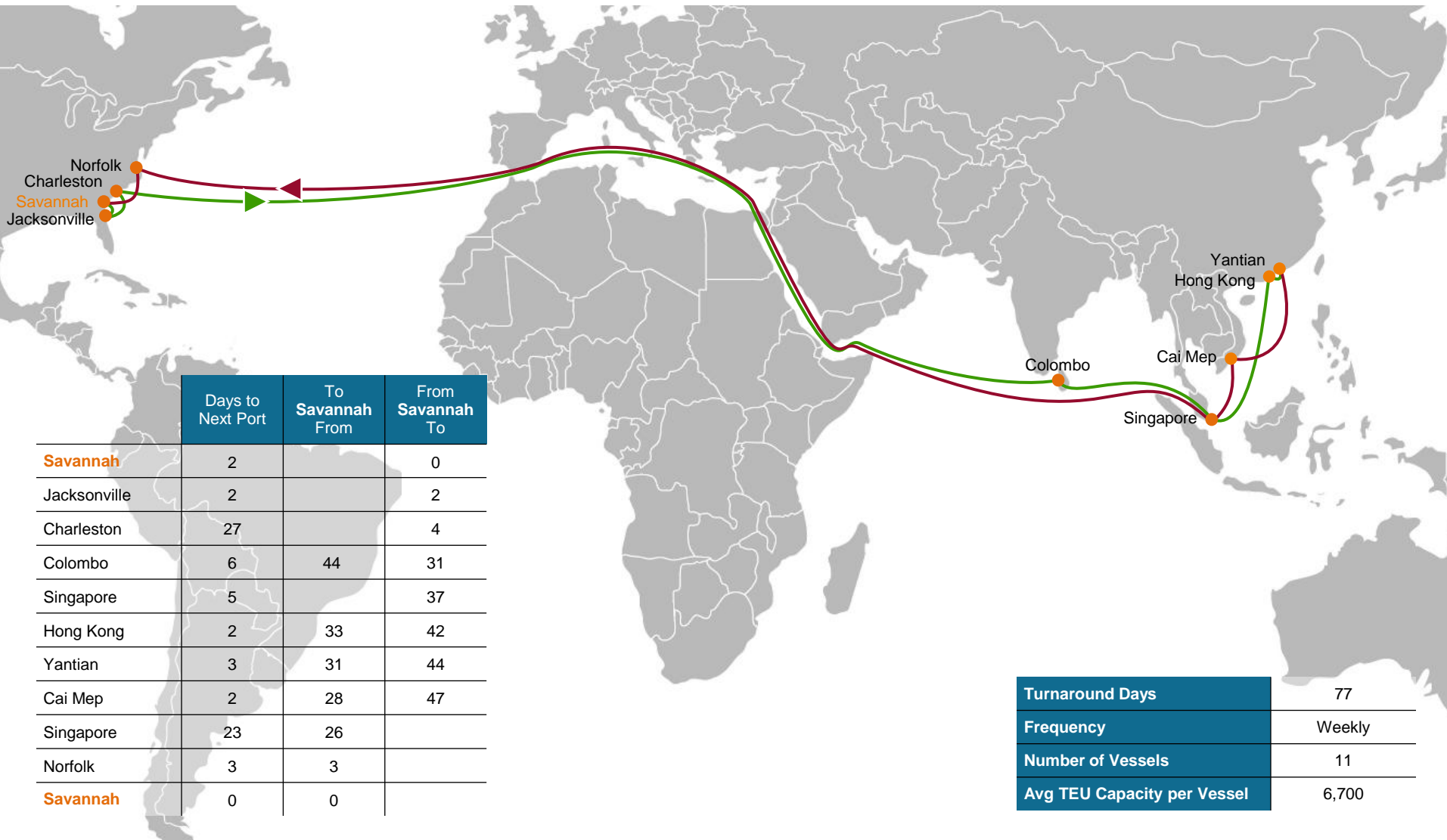
| | Days to Next Port | To Savannah From | From Savannah To |
|-----------------|-------------------|------------------|------------------|
| Savannah | 1 | | 0 |
| Charleston | 3 | | 1 |
| Norfolk | 17 | | 4 |
| Jeddah | 12 | 55 | 21 |
| Singapore | 5 | | 33 |
| Cai Mep | 3 | 37 | 38 |
| Hong Kong | 1 | 34 | 41 |
| Shekou | 2 | 33 | 42 |

| | Days to Next Port | To Savannah From | From Savannah To |
|-----------------|-------------------|------------------|------------------|
| Yantian | 4 | 31 | 44 |
| Singapore | 23 | 27 | |
| NY/NJ | 4 | 4 | |
| Savannah | 0 | 0 | |

| | |
|------------------------------------|--------|
| Turnaround Days | 77 |
| Frequency | Weekly |
| Number of Vessels | 11 |
| Avg TEU Capacity per Vessel | 8,700 |

SVS/AUE3 - South China-Vietnam-US South East Coast/Asia-US East Coast Service 3

G6 - APL, HYUNDAI, MOL, HAPAG LLOYD, & NYK, EVERGREEN LINE

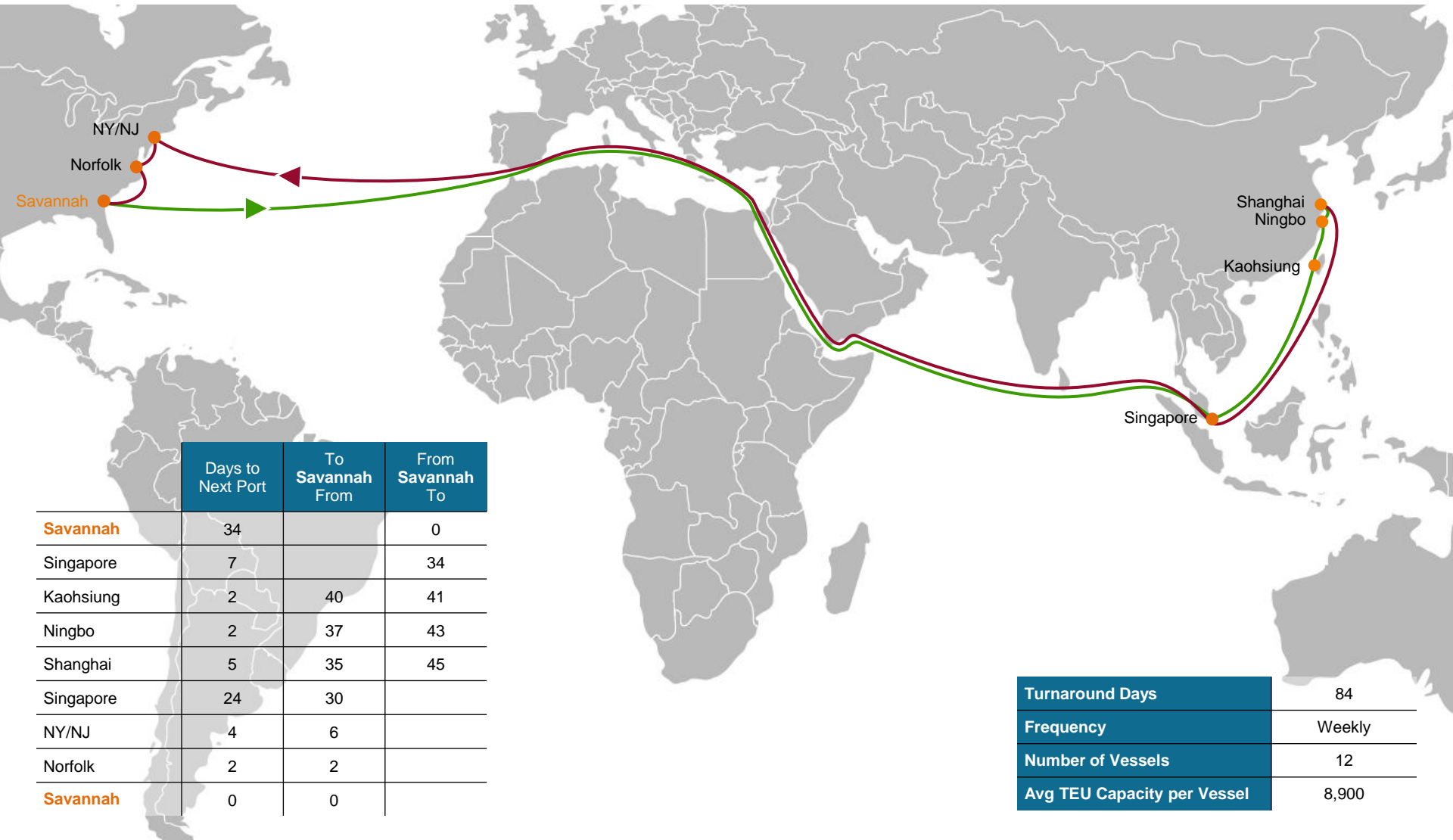


| | Days to Next Port | To Savannah From | From Savannah To |
|-----------------|-------------------|------------------|------------------|
| Savannah | 2 | | 0 |
| Jacksonville | 2 | | 2 |
| Charleston | 27 | | 4 |
| Colombo | 6 | 44 | 31 |
| Singapore | 5 | | 37 |
| Hong Kong | 2 | 33 | 42 |
| Yantian | 3 | 31 | 44 |
| Cai Mep | 2 | 28 | 47 |
| Singapore | 23 | 26 | |
| Norfolk | 3 | 3 | |
| Savannah | 0 | 0 | |

| | |
|------------------------------------|--------|
| Turnaround Days | 77 |
| Frequency | Weekly |
| Number of Vessels | 11 |
| Avg TEU Capacity per Vessel | 6,700 |

AWE4 (K) - All Water K Line Lane Service

K LINE, COSCO, HANJIN, YANG MING, EVERGREEN LINE

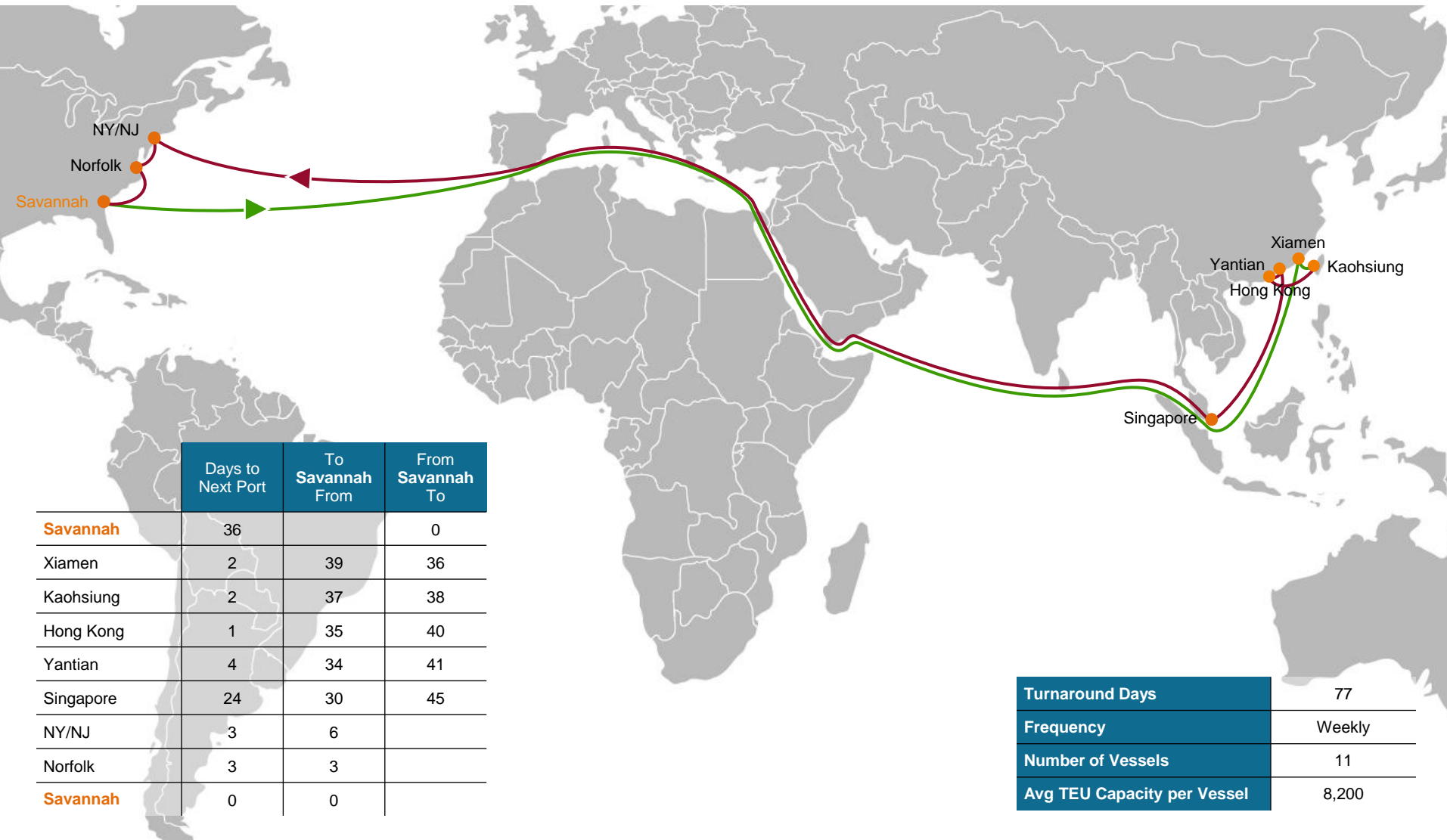


| | Days to Next Port | To Savannah From | From Savannah To |
|-----------------|-------------------|------------------|------------------|
| Savannah | 34 | | 0 |
| Singapore | 7 | | 34 |
| Kaohsiung | 2 | 40 | 41 |
| Ningbo | 2 | 37 | 43 |
| Shanghai | 5 | 35 | 45 |
| Singapore | 24 | 30 | |
| NY/NJ | 4 | 6 | |
| Norfolk | 2 | 2 | |
| Savannah | 0 | 0 | |

| | |
|------------------------------------|--------|
| Turnaround Days | 84 |
| Frequency | Weekly |
| Number of Vessels | 12 |
| Avg TEU Capacity per Vessel | 8,900 |

AWE8/AUE - All Water Loop 8/Asia US East Coast Service

HANJIN, COSCO, K LINE, YANG MING, EVERGREEN LINE, CHINA SHIPPING



| | Days to Next Port | To Savannah From | From Savannah To |
|-----------------|-------------------|------------------|------------------|
| Savannah | 36 | | 0 |
| Xiamen | 2 | 39 | 36 |
| Kaohsiung | 2 | 37 | 38 |
| Hong Kong | 1 | 35 | 40 |
| Yantian | 4 | 34 | 41 |
| Singapore | 24 | 30 | 45 |
| NY/NJ | 3 | 6 | |
| Norfolk | 3 | 3 | |
| Savannah | 0 | 0 | |

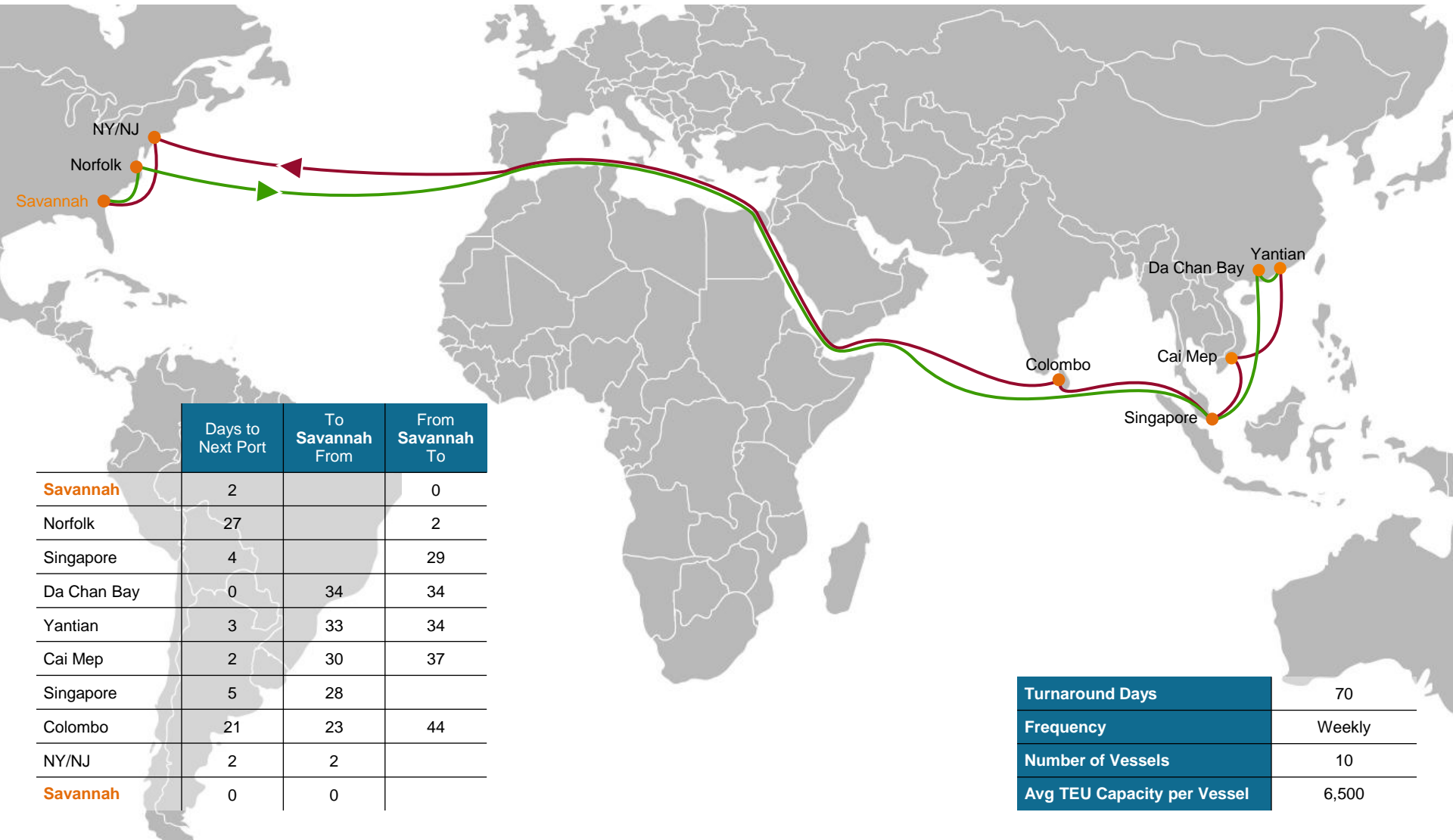
| | |
|------------------------------------|--------|
| Turnaround Days | 77 |
| Frequency | Weekly |
| Number of Vessels | 11 |
| Avg TEU Capacity per Vessel | 8,200 |

Z7S - Seven Star Express

ZIM, OOCL



WE DO MORE

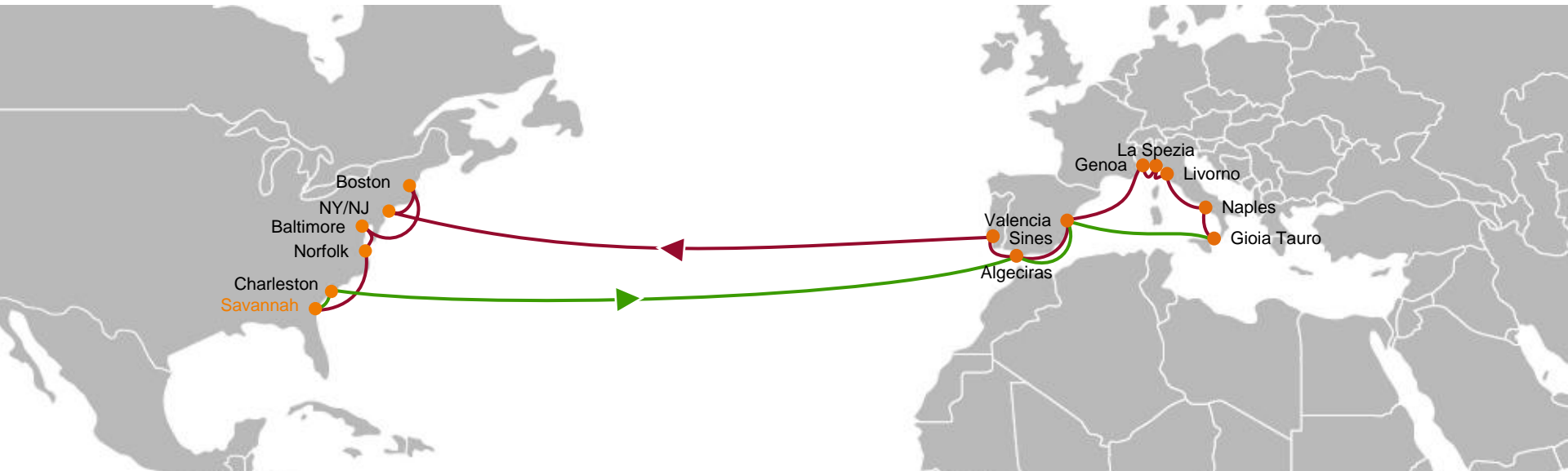


| | Days to Next Port | To Savannah From | From Savannah To |
|-----------------|-------------------|------------------|------------------|
| Savannah | 2 | | 0 |
| Norfolk | 27 | | 2 |
| Singapore | 4 | | 29 |
| Da Chan Bay | 0 | 34 | 34 |
| Yantian | 3 | 33 | 34 |
| Cai Mep | 2 | 30 | 37 |
| Singapore | 5 | 28 | |
| Colombo | 21 | 23 | 44 |
| NY/NJ | 2 | 2 | |
| Savannah | 0 | 0 | |

| | |
|------------------------------------|--------|
| Turnaround Days | 70 |
| Frequency | Weekly |
| Number of Vessels | 10 |
| Avg TEU Capacity per Vessel | 6,500 |

TA5/MEDUSEC - Transatlantic Service 5/West Mediterranean North Atlantic Service

2M - MAERSK LINE & MSC



| | Days to Next Port | To Savannah From | From Savannah To |
|-----------------|-------------------|------------------|------------------|
| Savannah | 1 | | 0 |
| Charleston | 11 | | 1 |
| Algeciras | 4 | | 12 |
| Valencia | 1 | | 16 |
| Gioia Tauro | 2 | 30 | 17 |
| Naples | 1 | 28 | 19 |
| Livorno | 1 | 27 | 20 |
| La Spezia | 2 | 25 | 21 |
| Genoa | 2 | 24 | 23 |

| | Days to Next Port | To Savannah From | From Savannah To |
|-----------------|-------------------|------------------|------------------|
| Valencia | 2 | 22 | |
| Algeciras | 2 | 20 | |
| Sines | 8 | 18 | |
| NY/NJ | 3 | 10 | |
| Boston | 3 | 7 | |
| Baltimore | 1 | 4 | |
| Norfolk | 3 | 3 | |
| Savannah | 0 | 0 | |

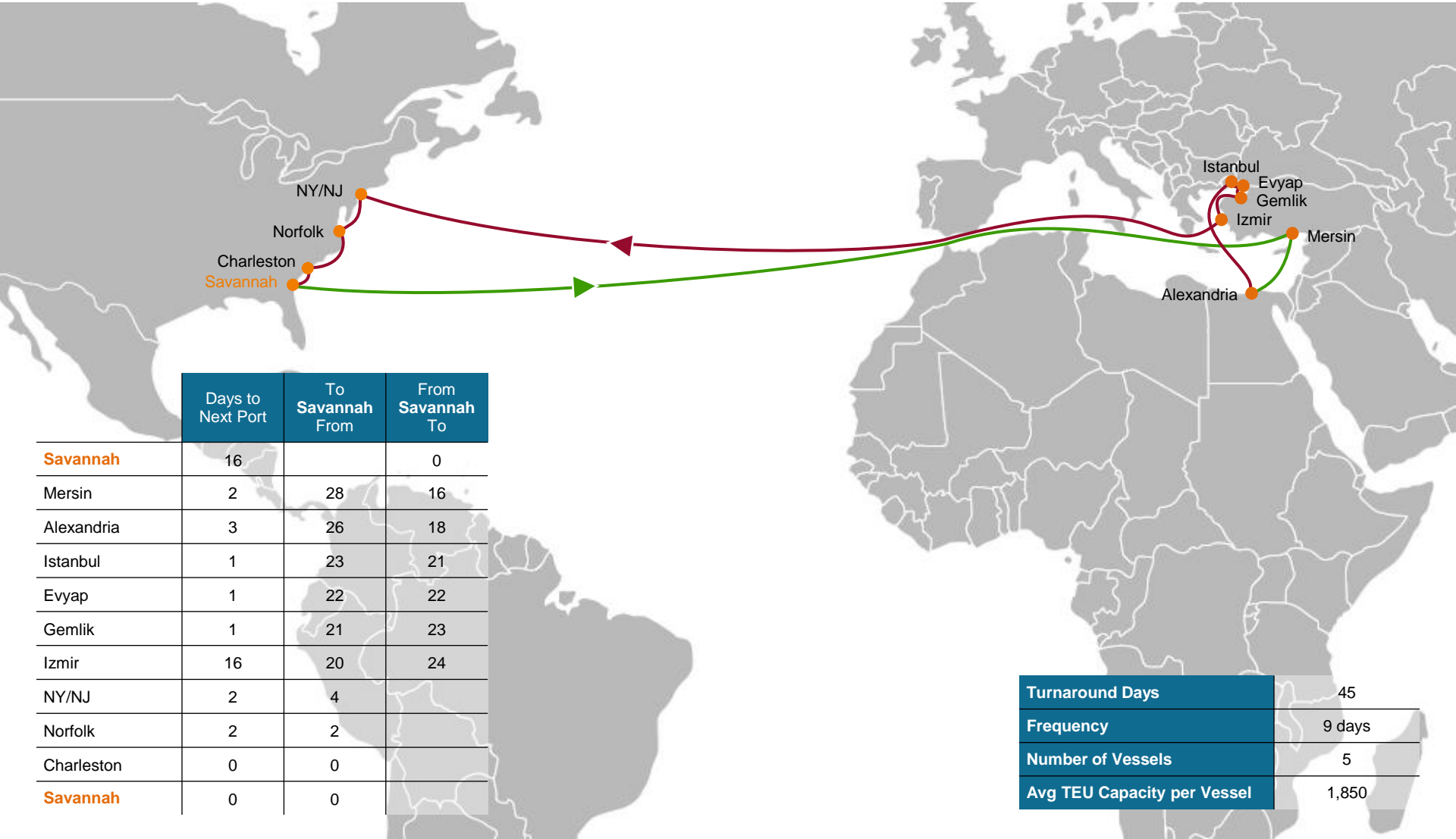
| | |
|------------------------------------|--------|
| Turnaround Days | 49 |
| Frequency | Weekly |
| Number of Vessels | 7 |
| Avg TEU Capacity per Vessel | 5,000 |

TURKON - Turkon US Line

TURKON



WE DO MORE



| | Days to Next Port | To Savannah From | From Savannah To |
|-----------------|-------------------|------------------|------------------|
| Savannah | 16 | | 0 |
| Mersin | 2 | 28 | 16 |
| Alexandria | 3 | 26 | 18 |
| Istanbul | 1 | 23 | 21 |
| Evyap | 1 | 22 | 22 |
| Gemlik | 1 | 21 | 23 |
| Izmir | 16 | 20 | 24 |
| NY/NJ | 2 | 4 | |
| Norfolk | 2 | 2 | |
| Charleston | 0 | 0 | |
| Savannah | 0 | 0 | |

| | |
|------------------------------------|--------|
| Turnaround Days | 45 |
| Frequency | 9 days |
| Number of Vessels | 5 |
| Avg TEU Capacity per Vessel | 1,850 |

ZCA - ZIM Container Service Atlantic

ZIM, HAPAG LLOYD, COSCO



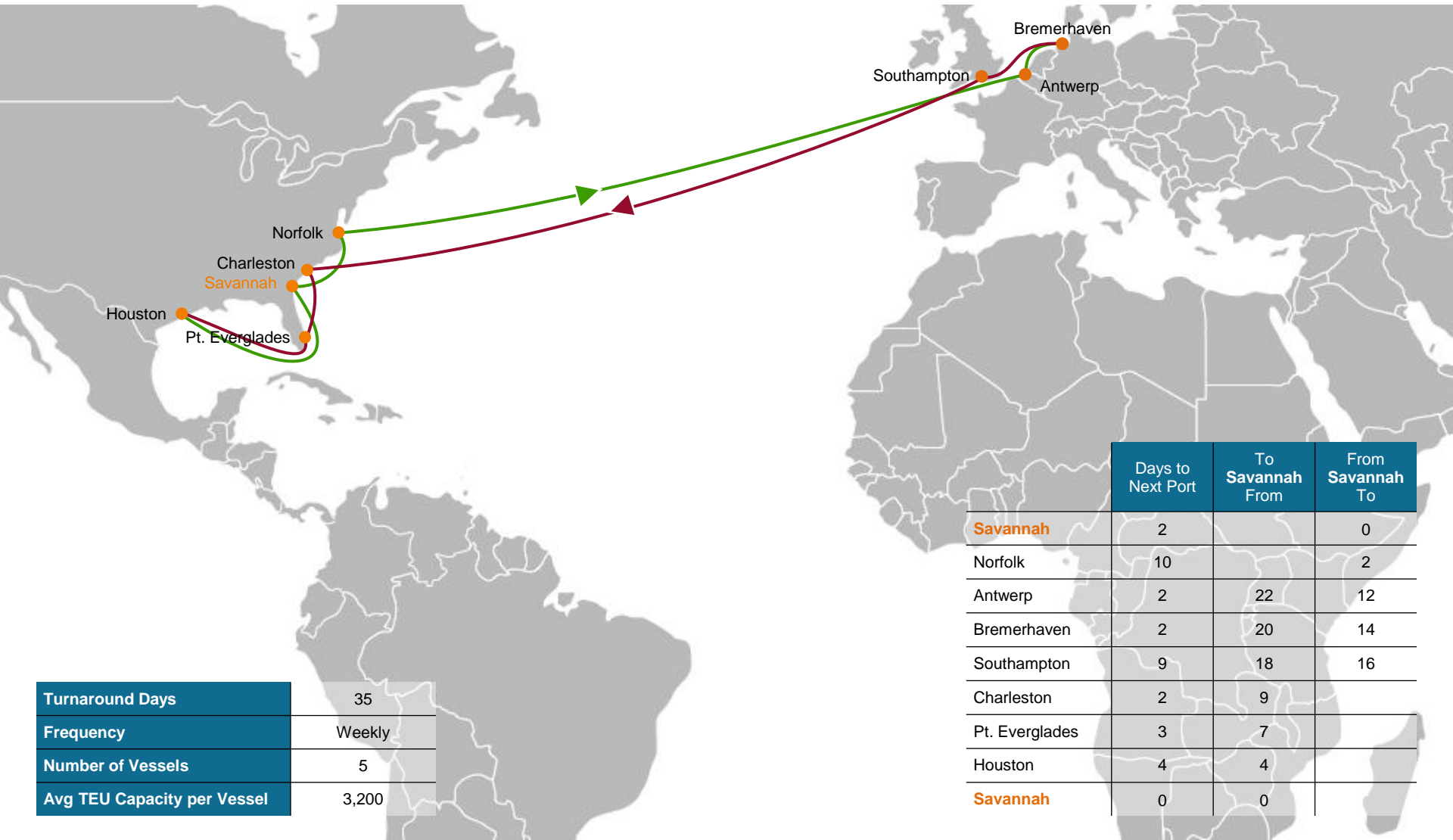
| | Days to Next Port | To Savannah From | From Savannah To |
|-----------------|-------------------|------------------|------------------|
| Savannah | 12 | | 0 |
| Valencia | 1 | | 12 |
| Tarragona | 2 | | 13 |
| Livorno | 5 | | 15 |
| Ashdod | 1 | 27 | 20 |
| Haifa | 3 | 26 | 20 |
| Piraeus | 4 | 23 | 23 |
| Livorno | 1 | 19 | |

| | Days to Next Port | To Savannah From | From Savannah To |
|-----------------|-------------------|------------------|------------------|
| Genoa | 1 | 18 | 28 |
| Barcelona | 1 | 17 | 30 |
| Tarragona | 1 | 16 | |
| Valencia | 9 | 15 | |
| Halifax | 3 | 6 | |
| NY/NJ | 2 | 3 | |
| Norfolk | 1 | 1 | |
| Savannah | 0 | 0 | |

| | |
|------------------------------------|--------|
| Turnaround Days | 49 |
| Frequency | Weekly |
| Number of Vessels | 7 |
| Avg TEU Capacity per Vessel | 4,200 |

AX3 - Atlantic Express 3 Service

G6 - HAPAG LLOYD, NYK, OOCL, APL, HYUNDAI, & MOL, ACL

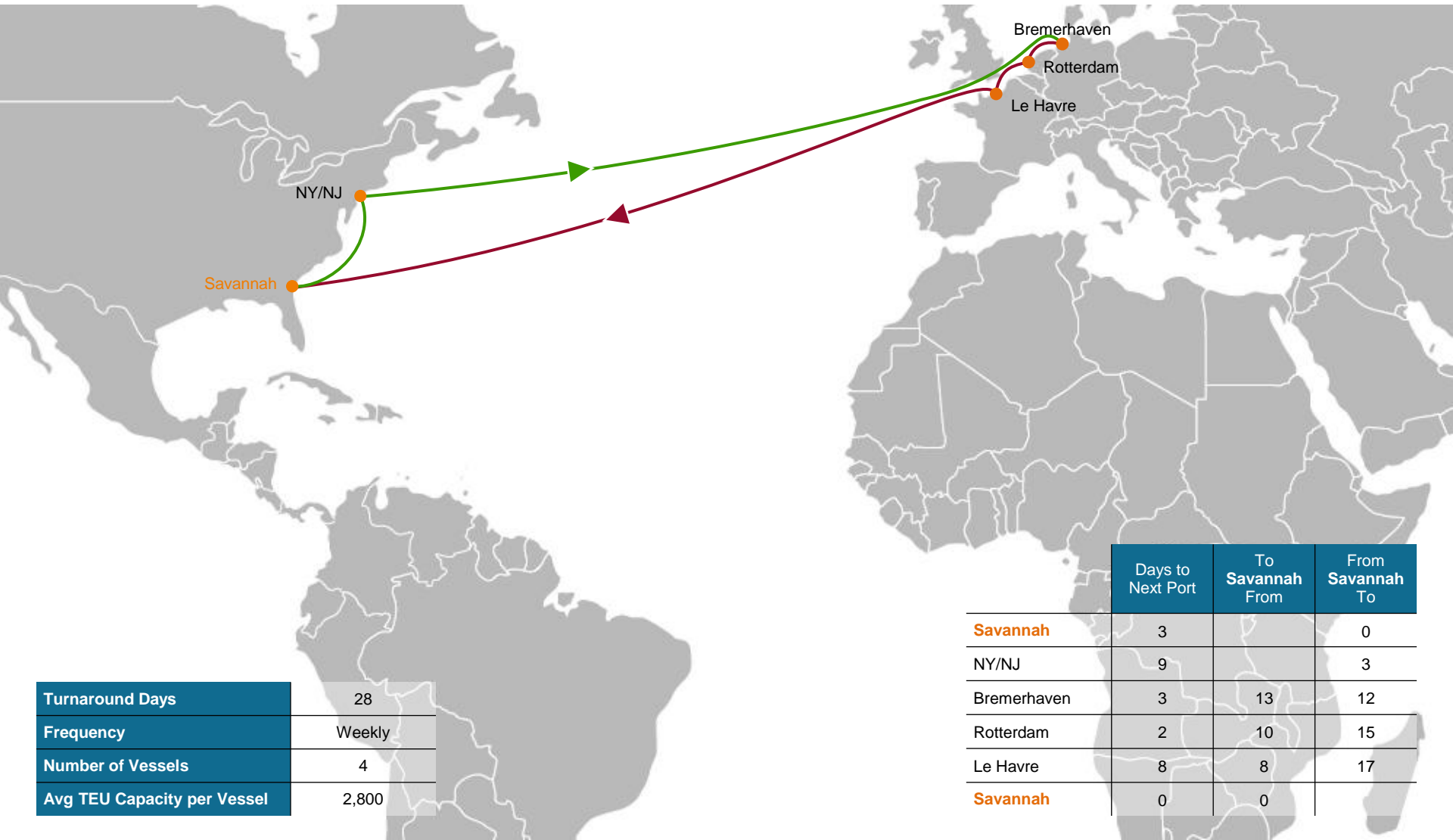


| | |
|-----------------------------|--------|
| Turnaround Days | 35 |
| Frequency | Weekly |
| Number of Vessels | 5 |
| Avg TEU Capacity per Vessel | 3,200 |

| | Days to Next Port | To Savannah From | From Savannah To |
|-----------------|-------------------|------------------|------------------|
| Savannah | 2 | | 0 |
| Norfolk | 10 | | 2 |
| Antwerp | 2 | 22 | 12 |
| Bremerhaven | 2 | 20 | 14 |
| Southampton | 9 | 18 | 16 |
| Charleston | 2 | 9 | |
| Pt. Everglades | 3 | 7 | |
| Houston | 4 | 4 | |
| Savannah | 0 | 0 | |

AX4 - Atlantic Express 4

HAPAG LLOYD



| | |
|-----------------------------|--------|
| Turnaround Days | 28 |
| Frequency | Weekly |
| Number of Vessels | 4 |
| Avg TEU Capacity per Vessel | 2,800 |

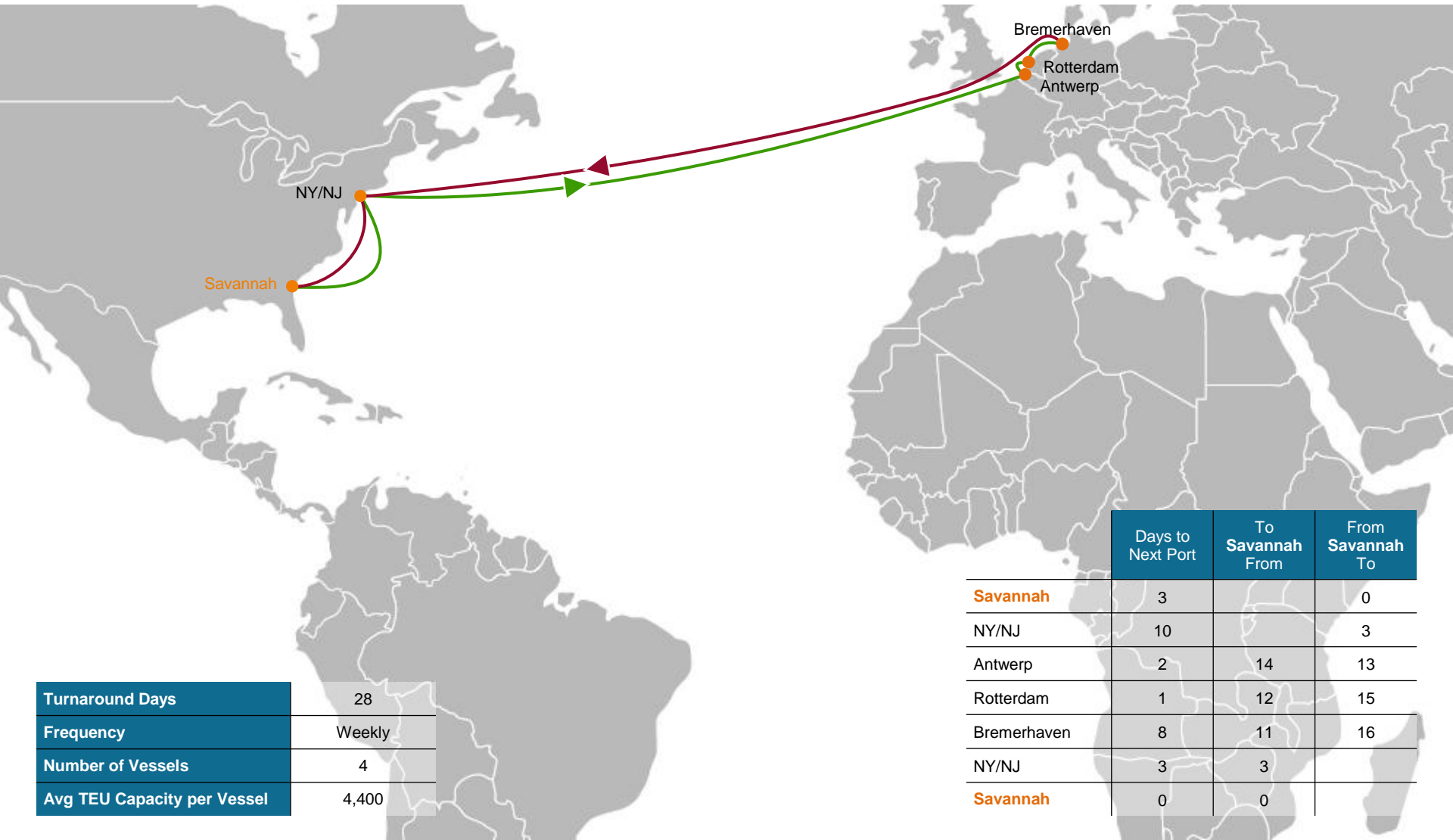
| | Days to Next Port | To Savannah From | From Savannah To |
|-----------------|-------------------|------------------|------------------|
| Savannah | 3 | | 0 |
| NY/NJ | 9 | | 3 |
| Bremerhaven | 3 | 13 | 12 |
| Rotterdam | 2 | 10 | 15 |
| Le Havre | 8 | 8 | 17 |
| Savannah | 0 | 0 | |

TA4/NEUATL4 - Transatlantic Service 4/North Europe Atlantic Service 4

2M - MAERSK LINE & MSC



WE DO MORE



| | |
|-----------------------------|--------|
| Turnaround Days | 28 |
| Frequency | Weekly |
| Number of Vessels | 4 |
| Avg TEU Capacity per Vessel | 4,400 |

| | Days to Next Port | To Savannah From | From Savannah To |
|-----------------|-------------------|------------------|------------------|
| Savannah | 3 | | 0 |
| NY/NJ | 10 | | 3 |
| Antwerp | 2 | 14 | 13 |
| Rotterdam | 1 | 12 | 15 |
| Bremerhaven | 8 | 11 | 16 |
| NY/NJ | 3 | 3 | |
| Savannah | 0 | 0 | |

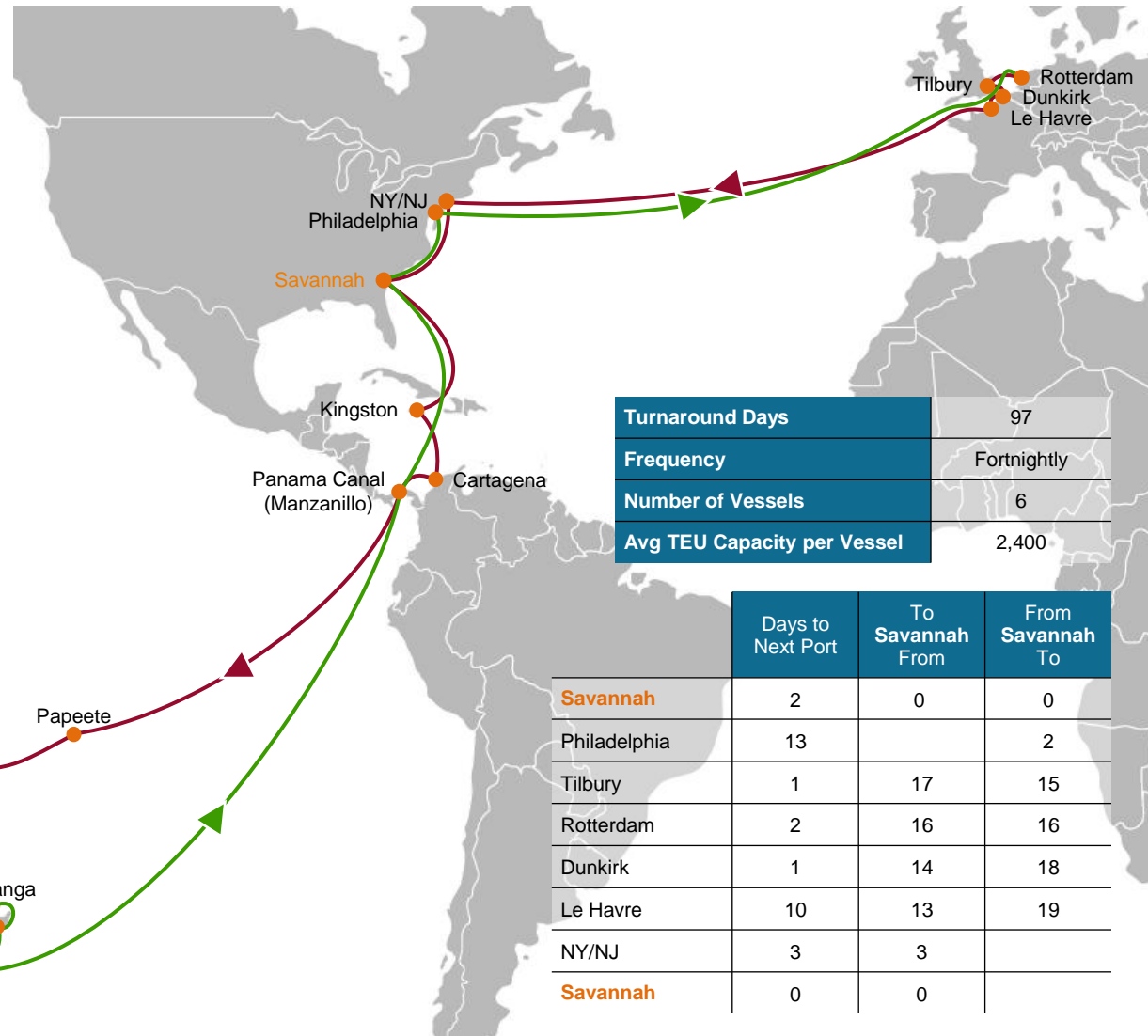
RTW PAN - Round the World Panama Direct

CMA CGM, ANL, MARFRET



WE DO MORE

| | Days to Next Port | To Savannah From | From Savannah To |
|-----------------|-------------------|------------------|------------------|
| Savannah | 4 | | 0 |
| Kingston | 2 | | 4 |
| Cartagena | 12 | 59 | 6 |
| Papeete | 7 | 47 | 18 |
| Noumea | 4 | 40 | 25 |
| Sydney | 5 | 36 | 29 |
| Melbourne | 6 | 31 | 34 |
| Tauranga | 1 | 25 | 40 |
| Napier | 2 | 24 | 41 |
| Lyttelton | 18 | 22 | 43 |
| Manzanillo | 4 | 4 | |

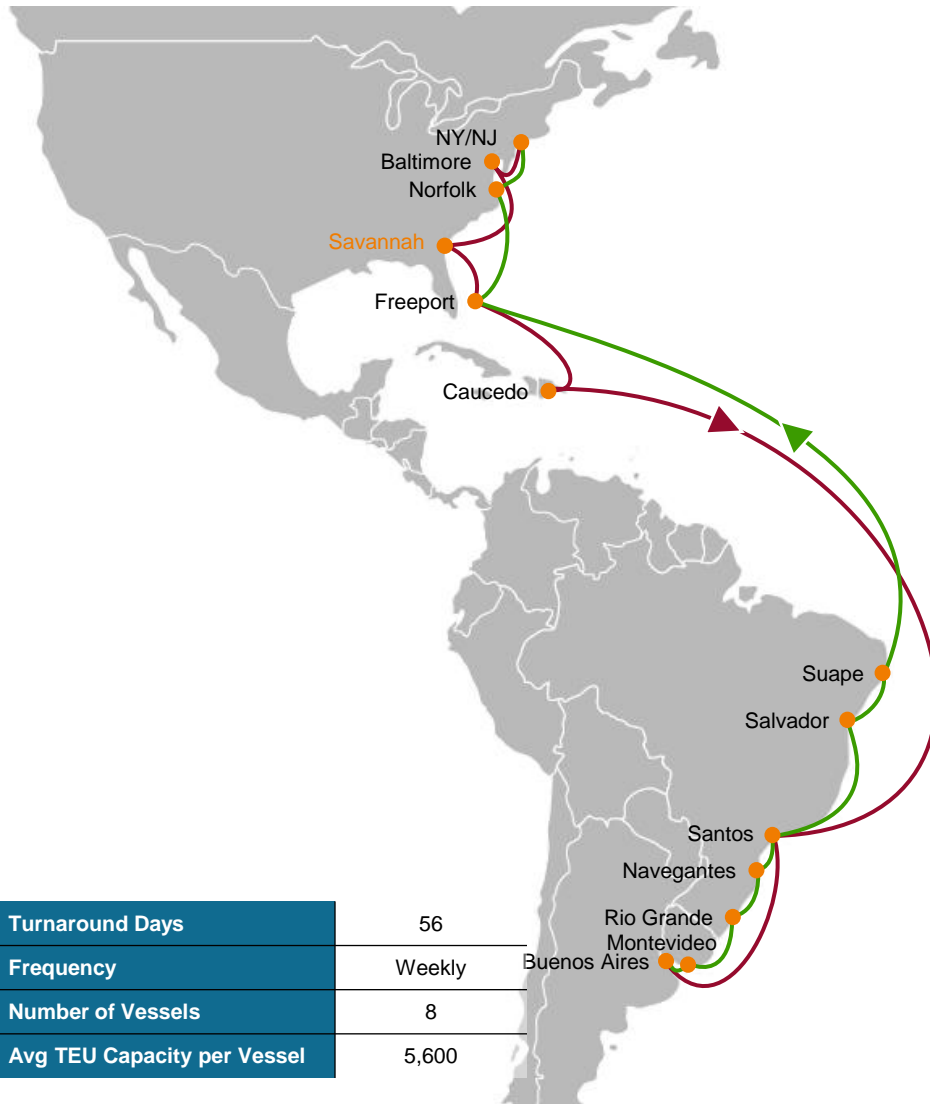


| | |
|-----------------------------|-------------|
| Turnaround Days | 97 |
| Frequency | Fortnightly |
| Number of Vessels | 6 |
| Avg TEU Capacity per Vessel | 2,400 |

| | Days to Next Port | To Savannah From | From Savannah To |
|-----------------|-------------------|------------------|------------------|
| Savannah | 2 | 0 | 0 |
| Philadelphia | 13 | | 2 |
| Tilbury | 1 | 17 | 15 |
| Rotterdam | 2 | 16 | 16 |
| Dunkirk | 1 | 14 | 18 |
| Le Havre | 10 | 13 | 19 |
| NY/NJ | 3 | 3 | |
| Savannah | 0 | 0 | |

MSC ECSA - East Coast South America String 1

MSC, ZIM



| | Days to Next Port | To Savannah From | From Savannah To |
|-----------------|-------------------|------------------|------------------|
| Savannah | 3 | | 0 |
| Freeport | 3 | | 3 |
| Caucedo | 11 | | 6 |
| Santos | 3 | | 17 |
| Buenos Aires | 2 | 34 | 20 |
| Montevideo | 2 | 32 | 22 |
| Rio Grande | 2 | 30 | 24 |
| Navegantes | 2 | 28 | 26 |
| Santos | 4 | 26 | |
| Salvador | 2 | 22 | 33 |
| Suape | 12 | 20 | 34 |
| Freeport | 1 | 8 | |
| Norfolk | 2 | 7 | |
| NY/NJ | 3 | 5 | |
| Baltimore | 2 | 2 | |
| Savannah | 0 | 0 | |

SAE - South Atlantic Express

SEALAND



WE DO MORE

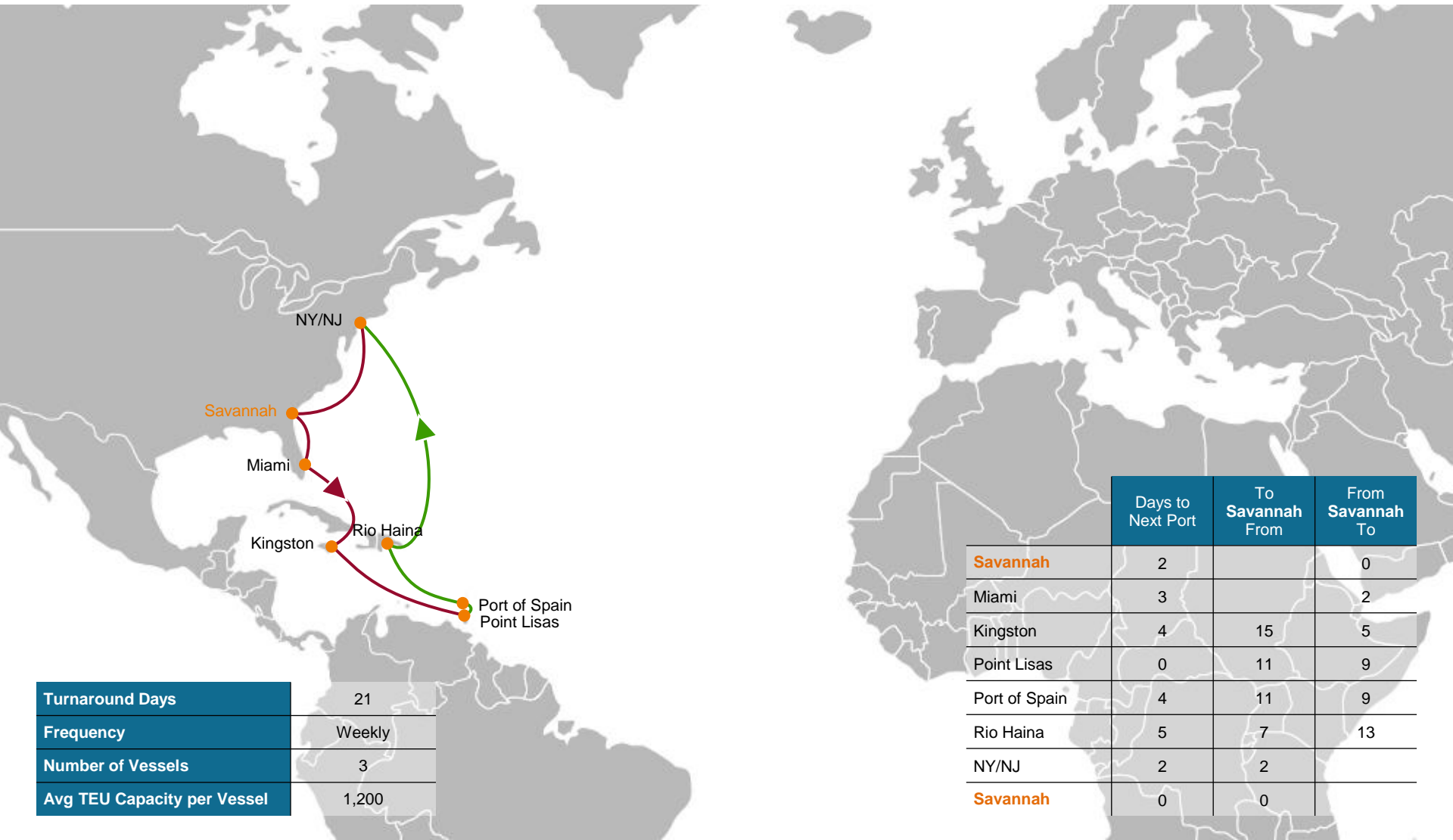


| | |
|-----------------------------|--------|
| Turnaround Days | 28 |
| Frequency | Weekly |
| Number of Vessels | 4 |
| Avg TEU Capacity per Vessel | 1,500 |

| | Days to Next Port | To Savannah From | From Savannah To |
|-----------------|-------------------|------------------|------------------|
| Savannah | 2 | | 0 |
| Norfolk | 2 | | 2 |
| Wilmington | 4 | | 4 |
| Santo Tomas | 1 | | 8 |
| Puerto Cortes | 3 | | 9 |
| Puerto Moin | 1 | 16 | 12 |
| Manzanillo | 2 | | 13 |
| Cartagena | 1 | 13 | 15 |
| Barranquilla | 1 | 12 | 16 |
| Santa Marta | 3 | 11 | 16 |
| Manzanillo | 3 | 8 | |
| Santo Tomas | 1 | 5 | |
| Puerto Cortes | 4 | 4 | |
| Savannah | 0 | 0 | |

CAGEMA ML - Cagema Mainliner Service

CMA CGM



| | |
|-----------------------------|--------|
| Turnaround Days | 21 |
| Frequency | Weekly |
| Number of Vessels | 3 |
| Avg TEU Capacity per Vessel | 1,200 |

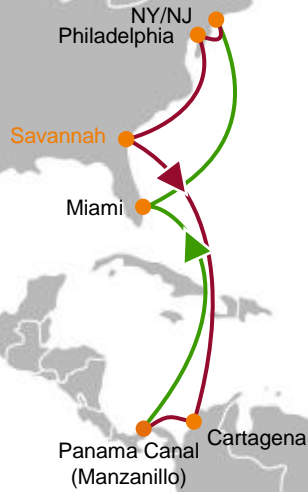
| | Days to Next Port | To Savannah From | From Savannah To |
|-----------------|-------------------|------------------|------------------|
| Savannah | 2 | | 0 |
| Miami | 3 | | 2 |
| Kingston | 4 | 15 | 5 |
| Point Lisas | 0 | 11 | 9 |
| Port of Spain | 4 | 11 | 9 |
| Rio Haina | 5 | 7 | 13 |
| NY/NJ | 2 | 2 | |
| Savannah | 0 | 0 | |

NAE/ACX - North Atlantic Express/Atlantic Caribbean Express

SEALAND, APL



WE DO MORE



| | |
|-----------------------------|--------|
| Turnaround Days | 21 |
| Frequency | Weekly |
| Number of Vessels | 3 |
| Avg TEU Capacity per Vessel | 1,700 |

| | Days to Next Port | To Savannah From | From Savannah To |
|-----------------|-------------------|------------------|------------------|
| Savannah | 5 | | 0 |
| Cartagena | 2 | 15 | 5 |
| Manzanillo | 4 | 12 | 7 |
| Miami | 3 | 8 | |
| NY/NJ | 2 | 5 | |
| Philadelphia | 3 | 3 | |
| Savannah | 0 | 0 | |